

Activity Report 2002

Reconstructing Life



**DEPARTMENT OF PLASTIC SURGERY,
HAND SURGERY AND RECONSTRUCTIVE MICROSURGERY**

**GANGA HOSPITAL, Coimbatore, India.
www.gangahospital.com**



Ganga Medical Centre and Hospitals Pvt. Ltd.

**Shanmuganathan Kanakavalli Speciality Centre
for
Trauma, Orthopaedics, Plastic Surgery
Hand Surgery and Reconstructive Microsurgery**



Dr. J.G. Shanmuganathan, MBBS. DA (Lond)., Chairman & Mrs. Kanakavalli Shanmuganathan, Managing Director.



Dr. S. Raja Sabapathy,
Head of the Department,
Plastic, Hand & Reconstructive Microsurgery



Dr. S. Rajasekaran
Head of the Department,
Orthopaedics, Trauma & Spine Surgery



"THE TEAM"



THE YEAR 2002

*The year 2002 marked the beginning of the **Silver Jubilee Year** since Ganga Hospital was founded in the present premises. This is an occasion to salute the grit and determination with which our parents steered the hospital and their steely resolve in adhering to high ethical standards. The progress which my brother and myself have helped to make in the last 10 years pales significantly, compared to the growth of the first 15 years under the then prevailing circumstances.*

*In the activity report of 2001, we mentioned that the buzz word for the year would be, **'Let us do everything a little better'**. I think we did just that and it gives us room for satisfaction. **Patient care** as usual receives top priority. **3037 surgical procedures were done in the year 2002.** We had 1292 New Hand Surgery Patients and 936 New Non - Hand General Plastic Surgical patients - the best figures of last 11 years.*

*We added the **Wipro GE MINIVIEW** – the mini C-arm imaging system to the diagnostic armamentarium which has helped us to enhance the quality care of hand fractures and wrist injuries. We are proud to be the first and only owners of this sophisticated equipment in the Indian sub-continent.*

*We set up the **Ganga Hospital Silicone Prosthetics Centre**, a joint venture with Otto Bock of Germany, the leaders in limb prosthesis technology, for the manufacture of high quality cosmetic silicone fingers and hands. Never before was such quality cosmetic hand prosthesis available in our country. Once again - **Making Technology available to the Masses.** **Ganga Hospital Blood Bank Services** was started, which is complimentary to our Trauma Care Services.*

*On the **Academic side** we would consider 2002 as a Landmark year. **The named training Fellowships were instituted.** The first of the **Ganga Hospital – Johnson & Johnson Fellows** and the first **Bruce Bailey Fellow** visited this year. Close to the heels of this successful launch, Carl Zeiss came forward to institute two **Ganga Hospital – Carl Zeiss Fellowships** in Hand and Reconstructive Microsurgery. This will be the most valuable Fellowship in the field in our country. It gave us tremendous satisfaction when in a feedback, the first Johnson & Johnson Fellows spoke of the impact the Fellowship had on their subsequent work.*

*We won the **Peet Prize** for the Best paper presentation in the Annual Conference of the Association of Plastic Surgeons of India. The combined Orthopaedic and Plastic Surgical approach in primary Open Fracture Management won the Best Paper Award at the **SICOT** meeting in San Diego in USA.*

*Our work has always been guided by **Social Responsiveness.** We believe that medical advances and systems created have no meaning if they don't reach the people who need it at the time when they need it. The community service programme **'Save the Working Hand'**, done in association with Rotary Clubs of Coimbatore Metropolis and Pontlanfraith, U.K. was a huge success. This year the scope has been enlarged and is being inaugurated under the banner, **'Help for the Hands in Need'**.*

We had a good number of visitors to the unit who enthuse us to strive for higher standards. Another year - Another opportunity to serve. We invoke the Blessings of God to guide us to make our aspirations come true.

S. Raja Sabapathy

Dr. S. Raja Sabapathy

Head of the Department, Plastic, Hand & Reconstructive Microsurgery



*“As a Citizen of India, armed with knowledge and technical expertise and above all, a great sense of patriotism for our country, I realize that **Small Aim is a Crime**”.*

- Shri. APJ Abdul Kalam,
President of India.

VISION FOR 2012

- 1. We wish to establish the role of Plastic Surgery and Microsurgery in acute trauma amongst the medical profession and increase the public awareness. A country of billion people needs many dedicated centres where high quality care with Microsurgery facility is available. We would develop this as the Best Centre for Hand Surgery and Trauma Reconstructive Surgery which would serve as a prototype for the development of other centres in the country. It will develop with a high degree of social responsiveness so that every person who needs the exclusive services of the centre will have access to the facilities and expertise irrespective of their means.*
- 2. The unit will develop as a nodal centre for training in Hand Surgery and Trauma Reconstructive Surgery. Putting Coimbatore and India as the destination for advanced training will be our goal. We realize that we should provide quality care with high volume and a good academic environment to make it possible.*
- 3. We will serve to promote closer co-operation between Plastic Surgery, Orthopaedics and Anaesthesia in the management of major limb trauma. It is our intention that by 2012, every major trauma unit in the country will be supported by a high quality Plastic Surgical team, and 80% of them will have at least one member trained or influenced by Ganga Hospital. We will become one of the preferred centres for training in the field on a global level, where trainees will come by choice.*
- 4. We will work to make the Hospital as one of the most valued and respected health care provider of the country. It will be driven by a team of people who share the same vision. The hospital will provide every team member the opportunity to reach their full potential.*





STATISTICS OF THE OPERATIVE PROCEDURES – 2002

METHODOLOGY OF RECORDING

Every new patient who undergoes a surgical procedure gets a serial number. Procedures in the Hand and Upper Limb are recorded separately, and all others are recorded under General Plastic Surgery category. If one patient undergoes multiple procedures, even at intervals he or she is considered as only one patient for statistical purposes. All operations done are recorded in a nominal register. If similar procedures are done, for example Skin Grafting at different sites it is considered as only one procedure. But if an individual has Flap Cover and later Tendon Grafts it is considered as two procedures.

HAND SURGERY

FINGER INJURIES

Primary Skin Suturing	35	
Nail Bed Repair	110	
Nail Bed Graft	25	
Straight Triangular Flaps	50	
Oblique Triangular Flaps	41	
Littler Island Flap	3	
Cross Finger Flaps	79	
Reverse Dermis Flap	1	
First Dorsal Metacarpal Artery Flap	4	
Transposition Flaps	21	
Composite Graft	4	
Split Skin Graft	7	
Full Thickness Skin Graft	3	
Shortening and Closure	56	
Ray Amputation	6	445

OTHER FLAPS IN UPPER LIMB

Abdominal / Groin Flap	60	
Transposition Flap	5	
Posterior Interosseous Flap	11	
Becker's Flap	1	77

REPLANTATIONS

Arm	2	
Forearm	5	
Hand	2	
Thumb	6	
Fingers	14	
Ring Avulsion	2	
Scalp	2	
Penis	1	
Testis	1	35



A major crush injury of the forearm with open fracture and damage to blood vessels and tendons (Grade III C). Primary Reconstruction with transfer of Microsurgical Free Flap from the thigh yielding good functional results. Round the clock availability of trauma team comprising of Anaesthesiologists, Orthopaedic Surgeons and Plastic Surgeons with Microsurgical capability makes such reconstructions possible. This concept and work has won many National and International Awards.

CRITICAL REVASCLARISATIONS

Digital Artery Repair	40	
Ulnar Artery Repair	8	
Radial Artery Repair	5	
Brachial Artery Repair	7	
Popliteal Artery Repair	5	
Anterior Tibial Artery Repair	1	
(Vein Grafts)	7)	
Pseudo Aneurysm Radial Artery Reconstruction	1	67

MAJOR HAND RECONSTRUCTIONS

Major Hand Debridement	4	
Skin Grafting		
- Hand	16	
- Forearm	32	
- Arm	4	
Volkman's Ischemic Contracture	8	
Compartment Syndrome	1	
Degloving Injuries Forearm	3	
Dorsal Composite Loss Hand	20	
Secondary Flap Procedures		
- Syndactyly Release (Groin Flap)	12	
- Debulking	10	
- Web Release	2	
Side Swipe Injuries	5	
Transposition Flaps (other than in hand)	5	122

SURGERY ON EXTENSOR TENDONS

Mallet Finger Correction	9	
Central Slip Repair	8	
Tendon Repair over Phalanges	29	
Tendon Repair over Dorsum of Hand	11	
Sagittal Band Repair	5	
EPL Repair	10	
Tendon Repair over Forearm	12	
Tendon Graft for Extensor	4	
Tenolysis	4	
Tenodesis	5	97

SURGERY ON FLEXOR TENDONS

Zone I Tendon Repair	5	
Zone II Tendon Repair	26	
Zone III Tendon Repair	5	
Zone IV Tendon Repair	2	
Zone V Tendon Repair	9	
FPL Tendon Repair	7	
Flexor Tendon Graft	4	
Flexor Tenolysis	1	
FDP Avulsion Injury Type 3	4	63



Left Hand



Right Hand

A senior executive of a MNC had this devastating injury to both his hands while boarding a train. His amputated left hand was rejoined by Microsurgery and the right hand was made functional by providing soft tissue cover and later a new thumb was created by microsurgically transferring his second toe from the foot. He is now independent and back in the job.

Contd...



OTHER TENDONS

Biceps	3	
EHL repair	1	4

SURGERY ON BONES

Moulding of Fractures	31	
Zimmer Splint Traction	20	
Open Reduction & Internal Fixation of Fractures		
- Middle Phalanx	13	
- Proximal Phalanx	38	
- Metacarpals	60	
- Proximal Phalanx of Thumb	5	
- Bennet's Fracture of Thumb	6	
Dislocations		
- Metacarpophalangeal Joints	3	
- Finger Joints	6	
Proximal Row Carpectomy	1	
Wedge Osteotomy	9	
Bone Grafts to Phalanges	4	
Collateral Ligament Injuries	6	
Joint Stiffness Corrective Surgery	13	
Arthrodesis		
- MCP Joint	3	
- CMC Joint	1	
- PIP Joint	13	
- DIP Joint	17	
MCP Joint Capsulotomy	5	
Scaphoid Fracture - ORIF	4	
Interposition Arthroplasty	5	263

SURGERY ON THE NERVES

Digital Nerve Repair	20	
Median Nerve Repair	7	
Ulnar Nerve Repair	9	
Radial Nerve Repair	2	
Posterior Tibial Nerve Repair	2	
Nerve Grafting		
- Median Nerve	2	
- Ulnar Nerve	1	
- Posterior Tibial Nerve	1	
Anterior Transposition of Ulnar Nerve	5	
Neurolysis	12	
Neuroma Excision	3	64

BRACHIAL PLEXUS SURGERY

Exploration and Neurolysis	3	
C5, C6 Roots Nerve Graft	1	
Neurotization with Nerve Grafts	5	
Trapezius Transfer	2	
Upper Trunk Neurofibroma Excision	1	12



Replanted Left Hand



Reconstructed Right Hand After Toe Transfer



His boss had this to say when he visited him at Ganga Hospital.

"A Fantastic effort from a Truly Great Team. Thank You"

- Paolo Lanzorotti. CEO of Exxon Mobil
12th Sept. 2002



COMPRESSION NEUROPATHIES

Carpal Tunnel Release	15	15
-----------------------	----	----

TENDON TRANSFERS

Opponensplasty	4	
Claw Correction	2	
Radial Nerve Palsy Correction	2	
Extensor Indicis Transfer for EPL Loss	5	
Tibialis Posterior Tendon Transfer	1	
Other Tendon Transfers	4	18


CONGENITAL HAND PROBLEMS

Radial Club Hand - Radialisation	4	
Ulnar Club Hand - Ulnar Anlage Excision	1	
Hypoplastic Thumb - Pollicisation	5	
Congenital Trigger Thumb, Finger Release	6	
Constriction Ring Syndrome Z Plasty	2	
Syndactyly Separation	4	
Camptodactyly Correction	1	
Cleft Hand	1	24



RHEUMATOID HAND

Dorsal Synovectomy	4	
Flexor Synovectomy	2	
Adult Trigger Finger	6	
Adult Trigger Thumb	2	14



SPASTIC HAND

Pronator Rerouting	2	
Flexor Release	1	
FCU to ECRB Transfer	3	6

BURNS

Hand Burns	5	
Fingers	2	
Friction	1	8

POST - BURN CONTRACTURE RELEASE

Hand, Elbow	3	
Finger	1	4

TUMOURS

Soft Tissue Tumours	1	
Enchondroma	3	
Glomus Tumour	4	
Giant Cell Tumour of Tendon Sheath	4	
Ganglion	10	22



A young man with injury to the Brachial Plexus. After nerve grafting he has restoration of function. The unit has plans to start a special clinic for Brachial Plexus Injuries and Peripheral Nerve Surgery.



MAJOR AMPUTATIONS

Below Elbow	6	
Above Elbow	6	
At Shoulder	1	13

INFECTIONS

Paronychia	1	
Hand	9	
Finger	2	
Thumb	1	
Others	1	14

MISCELLANEOUS

Foreign Body Removal		
- Hand	15	
- Forearm	2	17

NON - HAND PLASTIC SURGERY PROCEDURES

HEAD AND NECK

Face and Scalp Lacerations	136	
SSG Face, Scalp	2	
Facial Scar Revision	5	
Forehead Flap	1	
Hairy Naevus Face - Excision	4	
BCC Face - Excision	1	
Tongue Tie	2	
Sebaceous Cyst	3	
Avulsion Injury Scalp	1	
Parotidectomy	1	
Mandibular Tumor	1	
Onlay Bone Graft - Mandible	1	
Ear Lobe Keloid	2	
Large Ear Hole Repair	12	
Ear Reconstruction	1	
Wart Excision	1	
Mole Excision	3	177

FACIOMAXILLARY TRAUMA

Nasal Bone Fracture Elevation	10	
Mandible Fracture IMF / ORIF	23	
Zygoma Fracture Elevation / ORIF	22	
Panfacial Fracture IMF / ORIF	3	
Frontal Bone Fracture ORIF	3	
TM Joint Ankylosis - Release	3	64



A 11 year old girl had total avulsion of the scalp when her long hair was caught in a fair ground mini wheel. By Microsurgery it was replanted giving her a 'second life'. The video was chosen by AXN television channel for worldwide telecast in the 'Ripley's Believe it or Not'. This is the first surgical procedure chosen from India to be telecast in this section.

CLEFT LIP AND PALATE

Lip Repair	1	
Palate Repair	3	
Palatal Fistula Closure	2	
Secondary Cleft Lip Deformity	2	8

LOWER LIMB TRAUMA

Fractures		
- Grade III A	1	
- Grade III B	85	
- Grade III C	3	
Major Debridement	38	
Fasciotomy	5	
SSG Lower Limb	106	
Degloving Injuries Lower Limb	7	
Skin Suturing	41	
Quadriceps Muscle Repair	1	
Bursa Excision	1	288

LOWER LIMB FLAPS

Fasciocutaneous Flap	65	
Sural Artery Flap	35	
Gastrocnemius Flap	21	
Soleus Flap	4	
Cross Leg Flap	12	
Lateral Supramalleolar Flap	3	
Lateral Calcaneal Artery Flap	10	150

MICRO SURGICAL FREE FLAPS

Latissimus Dorsi	35	
Gracilis	12	
Free Fibula	2	
Lateral Arm	1	
Toe to Thumb Transfer	2	
Anterolateral Thigh Flap	1	53

PRESSURE SORES

Trochanteric	1	
Sacral	2	
Heel	1	4

HANSEN'S DISEASE

Decompression Ulnar Nerve	1	
Fritschi's Procedure	2	3

CONGENITAL - LOWER LIMB

Macroductyly	4	4
--------------	---	---



Crush injury of right ankle sustained in a road traffic accident resulting in loss of tissue and exposure of joints and tendons. The defect reconstructed with Microsurgical Gracilis Flap. The unit makes a lot of effort to propagate the message of early coverage of wounds for obtaining good results which is also cost effective.



BODY CONTOURING SURGERY

Liposuction 4 4

DIABETES - COMPLICATIONS

Diabetic Foot / Ulcers 15 15

POST - BURN CONTRACTURE RELEASE

Foot 3 3

AMPUTATIONS

Above Knee 7
 Below Knee 23
 Mid Foot 1 31

SOFT TISSUE TUMORS

Lipoma 4 4

OTHERS

Head Injury 1
 Contracted Eye Socket 1
 Gynaecomastia 4
 Keloid Chest Wall Excision 1
 Haemangioma Excision 1
 Paraumbilical Hernia 1
 Composite Graft 3
 Varicose Veins / Ulcer 4
 Tendo Achilles Repair 6
 Heel Avulsion 8
 Ingrowing Toe Nail 9
 Corn Foot 5
 Toe Injuries 57
 Keloid Leg 2
 Cross Toe Flap 1
 Bursa Excision 1
 Pilonidal Sinus 3
 Circumcision 5
 Penoscrotal Avulsion Injuries 2
 Scrotal Injury 1
 Hypospadias 1 117



A Child was born with this deformity on both sides. (Radial Club Hand Deformity)



The right side after correction. The left side was also subsequently corrected. Many such surgeries are done under welfare programmes.

	2001	2002
Total Number of Surgeries	2756	3037
Number of New Hand Surgery Patients	1115	1292
Number of New General Plastic Surgery Patients	812	936



CONFERENCES ATTENDED AND PRESENTATIONS - 2002

S.NO.	DATE	CONFERENCE	VENUE	TOPIC PRESENTED	
1	31st Jan. - 2nd Feb.	ASEAN Plastic Surgery Meet (Invited Faculty)	Singapore	Guest Lectures 1. Management of Dorsal Combined Tissue Loss in the Hand 2. Reconstruction of Major Soft Tissue defects of the Foot and Ankle Free Paper 1. Primary Pollicization for Reconstruction of Crush Amputation of Thumb Posters 1. Modified Washio Flap - A new technique for facial contour reconstruction in Romberg's disease 2. An unusual case of impaling injury of Upper Limb	Dr. S. Raja Sabapathy
2	12th - 13th February	Rapid Review Course (Invited Faculty)	Sri Ramachandra Medical College, Chennai	1. Management of Hand Injuries	Dr. S. Raja Sabapathy
3	15th-16th February	Tamilnadu & Pondicherry Plastic Surgeons Association	Kodaikanal	Invited Lecture 1. Lessons from a decade of Replantation Surgery	Dr. S. Raja Sabapathy
4	22nd - 24th February	Biennial Meet of Indian Society for Reconstructive Microsurgery (ISRM)	Mumbai	Guest Lecture 1. How I do it Session - Multi-digit Replantation Free Papers 1. Tendon Transfer in Brachial Plexus 2. Replantation of Ring Avulsion Amputations 3. Management of Pseudarthrosis of Tibia	Dr. S. Raja Sabapathy Dr. S. Raja Sabapathy Dr. Hari Venkatramani
5	23rd March	Indian Medical Association	Bhavani	1. Anaesthesia, a Bird's eye view	Dr. V. Ravindra Bhat
6	18th April	CME	PSG Hospitals, Coimbatore	1. Microsurgery - Where are we today?	Dr. S. Raja Sabapathy
7	20th April	Association of Surgeons of India Coimbatore Chapter Meeting	Ganga Hospital, Coimbatore	1. Five Finger Replant	Dr. S. Raja Sabapathy
8	26th - 27th April	South Indian Plastic Surgeons Association	Trivandrum	Guest Lecture 1. Replantation Surgery Free Paper 1. Free Fibula Transfers for Pseudarthrosis of Tibia	Dr. S. Raja Sabapathy Dr. R. Ravindra Bharathi
9	28th April	Indian Medical Association Meeting	Tuticorin	1. Plastic Surgeon's role in Trauma Management	Dr. S. Raja Sabapathy



S.NO.	DATE	CONFERENCE	VENUE	TOPIC PRESENTED	
10	30th - 31st May	Dr. B. Vijayakumar Memorial Orthopaedic Update	Vizag	Guest Lectures 1. Wound Management in Open Fractures 2. Flexor Tendon Injuries 3. Hand Injuries 4. Foot & Ankle Reconstruction	Dr. S. Raja Sabapathy
11	27th July	Seminar on Peripheral Vascular Disease	K.M.C.H., Coimbatore	1. Role of Plastic Surgery in Diabetic Foot	Dr. S. Raja Sabapathy
12	15th Sept.	Kerala Orthopaedic Association - C.M.E.	Kollam	1. Acute Flexor Tendon Injuries 2. Flaps to the Hand	Dr. S. Raja Sabapathy
13	28th Sept.	Indian Medical Association (IMA) - Tamilnadu State Annual Conference	Tirupur	Dr. Thirugnanam Oration 1. Plastic Surgery for the General Practitioner	Dr. S. Raja Sabapathy
14	12th - 14th November	Annual Conference of the Indian Orthopaedic Association (IOACON) (Invited Faculty)	Patna	Symposium 1. Soft Tissue Cover for Finger - Tip Injuries National P.G. Teaching Program 1. Brachial Plexus Injuries 2. Peripheral Nerve Injuries Live Surgical Demonstration 1. Gastrocnemius Flap 2. Sural Artery Flap	Dr. S. Raja Sabapathy
15	22nd - 24th November	Indian Society for Surgery of the Hand (ISSH) Annual Meet	Pune	Free Papers 1. Pedicled LD Flaps for Upper Extremity 2. Time Frame for Mobilization of Intra - Articular fractures of PIP Joint 3. Functional Outcome in Major Replantation of Upper Extremity 4. Management of Enchondromas of Hand	Dr. S. Raja Sabapathy Dr. Hari Venkatramani
16	26th - 31st November	Association of Plastic Surgeons of India (APSI) Annual Meet	Bangalore	Peet Prize Session 1. Replantation of Ring Avulsion Amputation & A New Technique for Reconstruction of Non-Replantable Avulsion Amputations Free Papers 1. Pedicled LD Flaps for Upper Extremity 2. Time Frame for Mobilisation of Intra - Articular Fractures 3. Functional Evaluation of Osteoplastic Reconstruction and Great Toe Transfer for Thumb Reconstruction in the same individual	Dr. S. Raja Sabapathy Dr. R. Ravindra Bharathi Dr. K.L. Deepak Dr. Sandeep J. Sebastin
17	1st Dec.	Indian Medical Association - Palakkad Branch	Palakkad	Guest Lecture 1. Plastic Surgery for General Surgeons	Dr. S. Raja Sabapathy
18	25th - 30th December	Indian Society of Anaesthesiologists (ISA) National Conference	PSG Hospitals, Coimbatore	1. Organised the Regional Anaesthesia Workshop conducted by Dr. Dureja, New Delhi 2. Lecture on "Anaesthesia for Upper Extremities Surgery"	Dr. V. Ravindra Bhat



PUBLICATIONS IN THE YEAR 2002

1. **Raja Sabapathy S.**, Hari Venkatramani, Bharathi RR. Reconstruction of Finger - Tip Amputations with Advancement Flap and Free Nail Bed Graft. *Journal of Hand Surgery (Brit)* 2002; 27B : 134-138.
2. Hari Venkatramani, **Raja Sabapathy S.** Collagen Sheets as Temporary Wound Cover in Major Fractures prior to Definitive Flap Cover. *Plastic and Reconstructive Surgery*. 2002; 110 : 1613-1614.
3. **Raja Sabapathy S.**, Hari Venkatramani, Bharathi RR. Functional Evaluation of Great - Toe Transfer and Osteoplastic Technique for Thumb Reconstruction in the same individual. Accepted for Publication in *Journal of Hand Surgery (Brit)*.
4. **Raja Sabapathy S.** Traumatic Brachial Plexus Injuries. *Journal of Kerala Orthopaedic Association* 2002; 16 : 5-13.



PROJECTS AND PAPERS UNDER PROGRESS

- Primary Pollicization for Reconstruction of Amputated Thumbs
- Primary Bone Grafting for Phalanges with Pedicle Flap for Cover
- Technical Refinements in raising Pedicle Flaps for Hand Cover
- Long Term Functional Assessment of Major Replantations
- Replantation of Ring Avulsion Amputations
- New Technique for Reconstruction of Non - Replantable Avulsion Amputations
- Management of Intra - Articular Fracture of PIP joints
- Protocol for the Management of Soft Tissue Defects around Foot and Ankle
- Grip and Pinch strength in Normal Indian Population
- Study on the Epidemiology of Industrial Hand Injuries in Coimbatore
- HANDPAC – A Comprehensive Software for Documentation of Hand Surgery
- Increasing awareness of Hand and Microsurgery
 - a. A Hand book for Medical Practitioners
 - b. A Hand book for General Public



AWARDS

Peet Prize : Dr. S. Raja Sabapathy : For the Best Paper Presentation in the Annual Meeting of the Association of Plastic Surgeons of India, Nov., 2002 held at Bangalore.

Paper : Replantation of Ring Avulsion Amputations and a New Technique for Reconstruction of Non - Replantable Avulsion Amputations.

Best Paper Prize at the SICOT Meeting at San Diego, USA : The paper presented by Dr. S. Rajasekaran on the combined Primary Management of Major Mutilated Limb Injuries won the Best Paper Prize.

Ethicon Cosmetic Surgery Fellowship of APSI : Dr. R. Ravindra Bharathi has been awarded the Fellowship for the year 2003.

A young student lost both his thumbs in an accident. The left thumb was reconstructed by toe transfer and right side by conventional osteoplastic reconstruction giving an unique opportunity to compare the techniques in the same individual.



VISITORS TO THE PLASTIC, HAND & MICROSURGERY DEPARTMENT - 2002

S.NO.	NAME OF VISITOR	DESIGNATION	PLACE	DURATION
1	Miss. Adigo Atabo	Medical Student, University of Nottingham	U.K.	3rd - 27th March
2	Miss. Eleanor Carter	Medical Student, Oxford University Medical School	U.K.	27th March - 19th April
3	Dr. Anjana Malhotra	Consultant Plastic Surgeon, Railway Hospital	Kolkata	18th - 30th March
4	Dr. Y. Venkata Rao	Consultant Plastic Surgeon, Nizam's Institute of Medical Sciences	Hyderabad	26th March - 3rd April
5	Dr. R.G. Gandhi	Consultant Plastic Surgeon, Pune Hospital	Pune	17th - 18th April
6	Dr. K.G. Bhaskara	Associate Professor, Dept. of Plastic Surgery, Kasturba Medical College Hospital	Manipal	9th April - 10th May
7	Dr. Sanjay Saraf (Ethicon Fellow of the Indian Society for Surgery of the Hand)	Consultant Plastic Surgeon, Ram Manohar Lohia Hospital	New Delhi	13th May - 15th June
8	Dr. Atul Ingle	Consultant Plastic Surgeon, K.L.E.S. Hospital & M.R.C.	Belgaum	15th - 22nd May
9	Dr. G. Ravikumar	Assistant Professor, Dept. of Plastic Surgery, Thanjavur Medical College	Thanjavur	16th - 21st May
10	Dr. Prashant Varkey	Senior Resident, Dept. of Plastic Surgery, St. John's Hospital	Bangalore	1st - 30th June
11	Dr. Ashok Raj Koul	Consultant Plastic Surgeon, Medical Trust Hospital	Cochin	29th June
12	Dr. Aditya Aggarwal (Ganga Hospital - Johnson & Johnson Fellow)	Consultant Plastic Surgeon, Sir Gangaram Hospital	New Delhi	29th June - 30th August
13	Dr. Ashok B. C. (Ganga Hospital - Johnson & Johnson Fellow)	Assistant Professor, Dept. of Plastic Surgery, St. John's Hospital	Bangalore	1st July - 30th August
14	Dr. Imran Ahmed	Lecturer, Division of Plastic Surgery, J.N. Medical College, Aligarh Muslim University	Aligarh	1st - 31st July
15	Dr. Sanjay M. Vaidya	Consultant Plastic Surgeon	Mumbai	1st - 5th July
16	Dr. Jayesh Vahanwala	Consultant Oral Surgeon	Mumbai	1st - 5th July
17	Dr. Ireneusz Walaszek	Consultant Hand Surgeon, Dept. of General & Hand Surgery, Pomeranian Academy of Medicine, Szczecin	Poland	10th July - 10th August

Contd...



S.NO.	NAME OF VISITOR	DESIGNATION	PLACE	DURATION
18	Prof. N.P. Singh	Convenor, National Association of Critical Care Medicine, Sushruta Trauma Centre	New Delhi	16th August
19	Dr. Gurvinder S.Saini	Consultant Plastic Surgeon	Jalandhar	10th - 19th August
20	Dr. L.M. Dayananda	Lecturer, Dept. of Plastic Surgery, St. George Hospital	Mumbai	10th - 19th August
21	Prof. G. Balakrishnan	Head of the Dept., Institute of Research and Rehabilitation of Hand and Dept. of Plastic Surgery, Govt. Stanley Hospital	Chennai	18th August
22	Prof. Mukund Jaganathan	Head of the Dept., Plastic Surgery, L.T.M.C. & Hospital, Sion	Mumbai	23rd August
23	Dr. Tibar Banerjee (West Bengal Association of Plastic Surgeon's Travelling Fellow)	Consultant Plastic Surgeon, Bandel E.S.I. Hospital, Bandel	Kolkatta	25th August - 7th September
24	Dr. Ravi K. Mahajan	Associate Professor, Dept. of Plastic Surgery, Sri Guru Ram Dass Institute of Medical Sciences and Amandeep Hospital	Amristar	8th - 15th September
25	Dr. Ravi Kant Sharma	Consultant Anaesthetist, Amandeep Hospital	Amritsar	8th - 15th September
26	Dr. Molly Joseph Joy	Consultant Plastic Surgeon, Heart Hospital, Thrissur	Thrissur	9th - 14th September
27	Dr. R. Ayyapan Nair	Consultant Orthopaedic Surgeon, Kerala Institute of Medical Sciences	Trivandrum	7th - 11th October
28	Dr. Lubojacky Jiri	Consultant Orthopaedic & Hand Surgeon, Slavkov	Czech Republic	27th October - 2nd November
29	Mr. Roderick Dunn (Bruce Bailey Fellow)	Specialist Registrar, Dept. of Plastic Surgery, Canniesburn Hospital, Glasgow	U.K.	3rd November - 27th December
30	Dr. Alok Garg	Consultant Plastic Surgeon	Kota	1st - 5th December
31	Dr. Subodh Kumar Singh	Consultant Plastic Surgeon	Varanasi	4th December
32	Dr. Asokan	Assistant Professor, Dept. of Plastic Surgery, Coimbatore Medical College	Coimbatore	10th - 14th December
33	Dr. J.B. Singh	Consultant Orthopaedic Surgeon	Jalandhar	21st - 23rd Dec.
34	Dr. Kamdar Sunil V.	Consultant Anaesthetist	Rajkot	23rd - 24th Dec.
35	Dr. Parwadia V.H.	Consultant Anaesthetist	Rajkot	23rd - 24th Dec.



BRUCE BAILEY FELLOWSHIP



Picture taken with Bruce on the day of his retirement.

Mr. Bruce Bailey, Retired Senior Consultant Plastic Surgeon at Stoke Mandeville Hospital, United Kingdom passed away in April 2001. He was responsible for training many Plastic Surgeons from India including Dr. S. Raja Sabapathy. He opened the windows of opportunities for many young surgeons from our country. In the memory of this great man “**Bruce Bailey Travelling Fellowship**” was set up by Ganga Hospital. Bruce visited India many times and loved it. It is felt that setting up a Fellowship to enable a British Trainee visit our unit for a period of 6 to 8 weeks is a good way to keep the memory of the great man alive. It surely will build bridges between the two countries to mutual advantage. The Fellowship is recognized and announced in the newsletters of the British Association of Plastic Surgeons and the British Society for Surgery of the Hand for the information of the interested candidates.

THE FIRST BRUCE BAILEY FELLOW - 2002



Mr. Roderick Dunn, DMCC, FRCS, FRCS (Plastic)
6th Year Specialist Registrar in Plastic Surgery,
Canniesburn Hospital, Glasgow, United Kingdom.

“I have had the great privilege of visiting Ganga Hospital as the first Bruce Bailey Fellow from the U.K. It has been a very memorable experience, interesting in the true sense of the word. Raja! I have learned a lot in a short time, and I think that the volume and variety of the cases here with high standards of care provide a tremendous teaching opportunity for any British Plastic Surgery trainee coming here. The opportunity to be a part of the team at Ganga, working in a different country with a completely different culture, whilst maintaining the highest clinical standards, as good as the best units in the U.K. has been a fascinating experience. There are many differences, but also many similarities between the two systems.

It is also good to realize that the problems we face at home on a daily basis are in fact, the same on the other side of the world, and we all laugh about the same things! Thank you everyone for giving me such a great time here.”

- Rod Dunn.

BRUCE BAILEY FELLOW - 2003

Mr. Bert Oelbrandt
Registrar, Plastic &
Reconstructive Surgery,
St. Andrews Centre for
Plastic Surgery, Chelmsford,
United Kingdom.

GANGA HOSPITAL – JOHNSON & JOHNSON FELLOWSHIP IN HAND AND MICROSURGERY



Mr. William Dearstyne, Company Group Chairman, Johnson & Johnson visited the Hospital on 5th March 2002. During the presentation of the work of the departments of the Hospital it was suggested that paid fellowships as available abroad will encourage the faster spread of Reconstructive Microsurgery. The advantage of its application in Hand Surgery and Trauma reconstruction and its need in India was stressed. Mr. Dearstyne was impressed of the potential of Ganga Hospital for such collaborative effort. As a follow-up of the visit, two Fellowships were set up. Each Fellowship is of the value of Rs. 25,000/-. Johnson & Johnson



provide the funding and the Ganga Hospital provides the training. The selected candidates spend 6 to 8 weeks at Ganga Hospital and they take part in all clinical and academic activities of the unit. They also undertake the week - long Microsurgery Laboratory Course at the Ganga Microsurgery Training Institute. We had an overwhelming response when the applications were called for vindicating the concept with which we set the fellowship. We thank **Mr. Supradhin Bose, Mr. Rajesh Dalal** and **Mr. Tushar Mehta** of Ethicon for their role in making it possible.

AWARDEES OF THE YEAR – 2002



Dr. Aditya Aggarwal, MS, M.Ch, DNB
Consultant, Dept. of Plastic Surgery,
Sir Gangaram Hospital, New Delhi.

'I came from Delhi expecting to see an efficient doctor and a well run hospital. In addition, I saw a team of caring individuals working hard to provide international quality care in the face of hardships. The finesse with which the surgeries were done had the surgeon in me awed. It is the dedication behind each effort by his whole team that I truly applaud. A truly world class set up with state-of- art facilities with international quality patient care. My stay here has demystified all aspects of microsurgery. This place is surely the 'Gold Standard' in the field of Trauma Reconstructive Surgery and I sincerely hope many such institutes come up in India. I am taking back with me not only excellent surgical experiences but also great memories with good friends.'



Dr. B. C. Ashok, MS. M.Ch, DNB
Assistant Prof. of Plastic Surgery,
St. John's Hospital, Bangalore.

What did this Fellowship mean to me? It has helped me to upgrade my skills in Microsurgery. It has exposed me to newer horizons in Hand and Microsurgery. Helped me to understand new philosophies in managing acutely injured patients.

Helped me make great new friends and take home great memories. What makes the centre special is 'the team'.

Take Home Messages: To give attention to micro details. 90% success is a failure! Strive for 100%

What I intend to do back in Bangalore? I like to make microsurgery as routine a procedure as it is here and not a one off event. Apply all the knowledge I have gained here to treat patients and to propagate Hand and Microsurgery as a speciality by itself. I have seen here how a dedicated team led by Dr. Raja Sabapathy is providing international level of care with humane touch in trauma. The real tribute to him will be to go back to Bangalore and try to emulate him. I thank him for this opportunity and Johnson & Johnson for sponsoring me.



Picture taken on the occasion of the Fellowship Award Ceremony with Chief Guest Dr. G. Balakrishnan and members of Ethicon team.



AWARDEES FOR THE YEAR – 2003

Dr. Imran Ahmed, MS, M.Ch.
Lecturer, Department of Surgery,
J.N. Medical College AMU,
Aligarh.

Dr. Chandini Perera, M.S.
Consultant Plastic Surgeon,
Burns and Reconstructive Surgical Unit,
National Hospital of Sri Lanka,
Colombo 8, Sri Lanka.



GANGA HOSPITAL – CARL ZEISS FELLOWSHIP IN HAND AND RECONSTRUCTIVE MICROSURGERY

Carl Zeiss, the pioneers in the manufacture of Operating Microscopes collaborates with thought leaders around the world in setting up training centres. The visit of Mr. Ven Raman, in 2000 paved the way for the setting up of the Ganga Microsurgery Training Institute. Both of us are happy over the outcome of the venture. Stimulated by the success, Carl Zeiss has come forward to sponsor two fellowships every year. The selected candidates will spend 8 weeks in the department taking part in all clinical and academic activities of the unit. Each fellowship is worth Rs. 50,000/- making it the most valued fellowship in the field in the country. We sincerely hope that these educational initiatives would nurture talent and help produce leaders of tomorrow. The fellowships start from 2003.



AWARDEES FOR THE YEAR – 2003

Dr. Yogesh C. Bhat, MS (Gen), M.Ch (Plastic)
Associate Professor and
Head of the Department of Plastic Surgery,
Medical College and S.S.G. Hospital, Vadodara.

Dr. Anil K. Bhat, MS (Orth), DNB (Orth)
Assistant Professor, Hand and Microsurgery Unit,
Department of Orthopaedics,
Kasturba Medical College, Manipal.



CALL FOR APPLICATIONS FOR THE FELLOWSHIPS - 2004

Candidates interested in the above fellowships are requested to send in their C.V. with the names of two referees to :

Dr. S. Raja Sabapathy MS, M.Ch, DNB, FRCS (Edin)
Head, Department of Plastic, Hand and
Reconstructive Microsurgery,
Ganga Hospital, Coimbatore - 641 009. INDIA.
E-mail : rajahand@vsnl.com



GANGA MICROSURGERY TRAINING INSTITUTE

The Microsurgery Training Institute is 2 years old. It has grown in strength due to increased patronage. For the first time M.Ch. candidates during their training period opted to attend the course in 2002. We consider it a great step forward, since the techniques learnt could be put to use during the formative phase itself. We are confident that undertaking this course during the M.Ch. course will become a norm in future and our lab will offer the best of the facilities for the trainee.

The candidates during the week long course use quality Zeiss Microscopes, S & T Instruments and Ethicon Sutures. Acland's video tapes and an instructor guide the trainee. We feel that the beginner needs the best. The Ganga Microsurgery Laboratory strives to provide that experience to every trainee. Due to increasing demand, we have moved from the fixed days concept to fixing up of course dates at mutual convenience.

'The Microsurgical training course gets 10/10 and is worth every penny spent'

- **Dr. Sanjay Saraf, New Delhi, 15th June, 2002**

'I consider myself privileged to be the first M.Ch. candidate to visit the Institute, for the reason that, values, principles and philosophies gained here can be put into use right from the formative years. The basic Microsurgery Course was extremely good...'

- **Dr. Prashanth Varkey, St. John's Medical College, Bangalore, 27th June, 2002**

'...Though I have been doing Microsurgery for the last ten years, this lab training will surely help me to hone my skills further. I recommend every plastic surgeon to go through this experience.'

- **Dr. Ravi Mahajan, Amritsar, 13th Sept., 2002**

Persons desirous of participating in the course are requested to contact by **E-mail: rajahand@vsnl.com**





PHYSIOTHERAPY DEPARTMENT

The Department has 2 Hand Therapists, 3 Physiotherapists, 1 Orthotist and 1 Nursing Assistant. It serves the special needs of the Hand and Microsurgery Department and the Orthopaedic and Spinal Surgery Unit. 3077 new patients were treated in the year 2002. 8 students from private institutions came for special postings and 36 physiotherapists did their internship in the department in the year 2002. In-house fabrication of hand splints makes it very convenient for the patient. 182 hand splints were done in the year.



DOCUMENTATION DEPARTMENT

The documentation system of the department was strengthened by the appointment of a trained computer professional Mr. R. Santhosh Kumar. All patient photographs are digitalized and archived under different headings. 9800 pictures were stored in 2002. Patients are now given digital prints of their arrival status or injury soon after the surgery. We found it easy to explain to the patient's relatives the nature of the injury and the proposed surgery. Interesting cases are updated in the Case of the Fortnight section of the website.



A software called HANDPAC is being prepared for Hand Surgeons to document patient details, store data as per diagnosis and procedure done with facility for easy retrieval. It can be used to generate various reports by the click of the button. It will be available shortly.



Dr. R. Ravindra Bharathi



Dr. Hari Venkatramani

In April 2002, both were appointed as Consultants. Dr. Ravindra Bharathi has special interest in Faciomaxillary Surgery and Cosmetic Surgery and Dr. Hari Venkatramani in Trauma Reconstructive Surgery and Microsurgery.



Dr. V. Ravindra Bhat

Chief of Department of Anaesthesiology. The Department is visited by many young anaesthesiologists for training in Regional Anaesthesia.



WHAT'S NEW?

GANGA HOSPITAL SILICONE PROSTHETICS CENTRE – YET ANOTHER MILESTONE

Ganga Hospital, Coimbatore, is pleased to introduce the Ganga Hospital Silicone Prosthetics Centre for the manufacture of high quality cosmetic replacement of fingers, hands and feet that have been lost due to traumatic accidents. This facility has been opened in association with **Otto Bock Healthcare, Germany** - the world leaders in rehabilitation products and services.

Employing the renowned Silicone House Technology, this centre is unique to India in being able to offer international standard cosmetic replacement of fingers and hands. Reproducing parts of the body to allow indistinguishable cosmetic replacement requires superior materials, anatomical knowledge and a high level of manual skill. The earnest desire of Ganga Hospital to provide this service combined with the innovations of Silicone House Technology from Otto Bock provides affordable solutions.

It is now possible to match the shape and colour of the adjacent finger and make nails to which one can apply even nail polish. **Never has such quality been more accessible. The innovative Otto Bock Silicone Communication System allows one to benefit from the service, wherever one is in India. We are proud to have brought this technology to the door steps of the people who need it.**

For individual assessments and enquiries please contact :
GANGA SILICONE PROSTHETICS CENTRE
66/67, R. R. Layout, (Near Shanmuga Theatre),
R.S.Puram, Coimbatore - 641 002.
Phone / Fax : 0422 - 2541777.
E-Mail : rajahand@vsnl.com / otto@bom5.vsnl.net.in



Inauguration of the centre:
Dr. and Mrs. Shanmuganathan,
Dr. S. Raja Sabapathy and Mr. Bernard O'Keefe,
Managing Director of Otto Bock are in the picture



The Centre



A girl who had lost the second toe in childhood wanted a prosthesis for the wedding. It is also possible to use nail polish for these nails



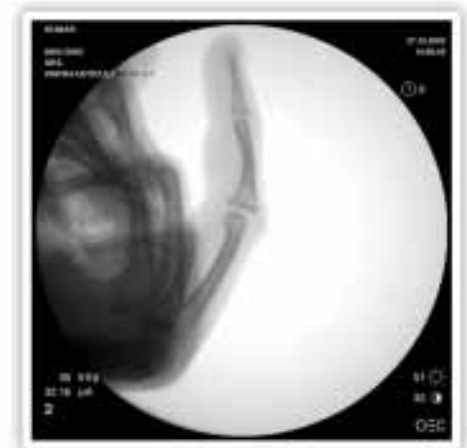
Cosmetically excellent and passively functional



OEC MINI VIEW 6800 – THE FIRST MINI C ARM OF INDIA.

Ganga Hospital is committed to provide the cutting edge technology to the benefit of every injured patient. The Hand Surgery Department is justifiably proud to introduce the first Mini C Arm to the Indian Sub Continent which we find is very convenient and useful to render quality care for Hand Fractures and Wrist Injuries.

The Mini View 6800 combines the components of a standard full sized C Arm into a compact one-piece system designed especially for Hand Surgery. The superb imaging quality, 19 inch diagonal monitors allowing the largest viewing areas in the industry, intuitive touch screen with capacity for archiving upto 400 images make it an ideal choice for a high volume, high quality trauma centre. The low dosage of radiation and the availability of immediate results help us to provide increased patient participation and satisfaction.





COMMUNITY SERVICES

“HELP FOR THE HANDS IN NEED”

PROJECT “SAVE THE WORKING HAND”

A joint effort of Rotary and Ganga Hospital

Hunger

“It is true that we are all hungry; some for power, some for love, others for materialistic wealth or spiritual enlightenment. Healthy hunger at times stimulates progress. But it is the hunger of the belly that deprives society of dignity, eroding its very foundation. Such hunger cannot be reasoned with, for it has no ears to listen. When lives hang in balance, no philosophy can help. Food is life itself”

- **Rajendra K. Saboo**, Rotary International President (1991-92)

It is possible that lives of a family come to hang in a balance if the hands of the bread winner get crushed in an accident. For the injured person there is no tomorrow. It so much depends upon what is done that day. The tragedy becomes more poignant if such a hand is not saved just because one cannot afford the best of treatment.

The Matching Grant Project, “Save the Working Hand” which was due to the joint effort of the Rotary Clubs of Coimbatore Metropolis and Pontlanfraith of Wales, United Kingdom and Ganga Hospital made quality surgical care available to poor workers who got their hands injured while at work. 100 patients benefitted from the project. The total value of the project was Rs.10,43,585/- with a significant contribution from Ganga Hospital. It was such a success that all partners of the project wished to continue it. Now we have increased the scope of the project to include Hand Surgery needed for children born with birth defects of the hand and spastic children. It has been given a new name, ‘**Help for the Hands in Need**’. 150 deserving patients will benefit. Probably this is the first project of Rotary for Hand Surgery. Credit lies in not treading the same path but finding new avenues to serve. We are happy that we are setting trends.

“We are guests at Ganga Hospital at the Valedictory Function for “Save the Working Hand” a Rotary project with Rotary Club of Coimbatore Metropolis. We are full of admiration for your care of those less fortunate. May God guide you in your work’.

- **Eileen and Richard Bullen**

7th Jan. 2002, Asst. Governor, Rotary District 1150, U.K.

THE FIRST PATIENT TREATED UNDER THE PROJECT ‘SAVE THE WORKING HAND’.



He had right thumb amputation which was reattached by Microsurgery.



That is how his hand looked when he came for the Valedictory function of the project in Jan. 2002. He is doing the same job in the same company.



RESTORING DIGNITY TO LIFE



ROTARY ROAD ACCIDENT HELPLINE BOOTHS AND FIRST AID CENTRES

Ganga Hospital maintains 3 Accident Helpline Booths in the National Highway - 47 in association with Rotary International and one booth in association with the Industries Leader PRICOL. We continue our association with the St. John Ambulance Association in staffing the Medical Centre at Tirupur and rendering Free First Aid to all accident victims who reach the centre. In association with St. John Ambulance Association an Accident Helpline Booth was started at Perumanallur in NH - 47. In the year 2002, the paramedical personnel from the five booths rendered first aid to 205 persons involved in highway accidents. They decide the hospital to which the patient is taken to. This is based on the nature of the injury and the wishes of the patient. Of the 205 persons 52 of them were treated at Ganga Hospital, 48 were shifted to Government Hospitals and 95 were treated at other nearby private hospitals. The ambulance services are totally free to the patient.

The lives saved make us feel that the effort is worthwhile. At this stage we pay tribute to **Rtn. PDG. Kuriachan**, who tirelessly worked to make the concept acceptable and made it possible.

GANGA ACCIDENT INSURANCE SCHEME (GAINS)

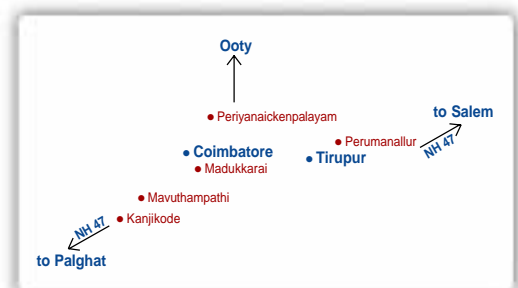
The scheme run in association with National Insurance Company now has 5100 persons on the rolls. The insurance is predominantly taken up by tiny and small scale industries where injuries are likely to occur. Many consider it a boon, as it makes available quality care which they would otherwise find very difficult to afford. As a special gesture, the insured persons are further given concession in the bills. Such voluntary effort to keep the claims low paid rich dividends to further decrease the rates of the premium. Now for a premium of Rs. 275/- per year an individual is insured for Rs. 1,00,000/- for Medical Expenses and Rs. 1,00,000/- towards Personal Accident Cover. This is yet another way to make Hand and Trauma Reconstructive Surgery available and affordable to the masses.

The left hand of a 19 year old boy was injured in a Power press while at work. He had carpal injuries, thumb web burst with loss of intrinsic muscles. He works in a small establishment with 5 workers. Bearing the cost of treatment would have been a great stress for the company. Fortunately, he was insured under **GAINS**. Though the injury was unfortunate, atleast he could now avail quality care and look forward to work again.

Educational initiatives are also undertaken for Prevention of Hand Injuries.



Dr. J. G. Shanmuganathan receiving award from the Governor for services to the St. John Ambulance Association Movement.



Location of our Accident Helpline Booths and First Aid Centre in association with St. John Ambulance Association, Tirupur.





FORTHCOMING EVENTS

REVIEW COURSE IN HAND SURGERY - 2003.

Jan. 4-5, 2003, Ganga Hospital, Coimbatore.

APSICON 2003.

24th Annual Conference of the Association of Plastic Surgeons of India.

Sept. 8-9, 2003, Coimbatore & Sept., 10-13, Ooty.

We are happy that Ganga Hospital will play host to the Pre-Conference Workshop on 8th and 9th September, 2003 and the department would play an active role in the conduct of the conference. Dr. S. Raja Sabapathy will be one of the two Organizing Secretaries, Dr. R. Ravindra Bharathi will be the Secretary of the Scientific Committee and Dr. Hari Venkatramani will be the Chairman of the Pre-Conference Workshop. We thank Dr. K. Sridhar, President APSI for giving us this opportunity to welcome you to Coimbatore.

REVIEW COURSE IN HAND SURGERY - 2004.

Jan. 3-4, 2004, Ganga Hospital, Coimbatore.

In this course we plan to have sessions in Hand Therapy with International Guest Faculty. This will be in addition to the wide spectrum of topics covering various aspects of Hand Surgery.



CHIN MUDRA - a posture of hand in meditation symbolising the passing of knowledge from teacher to student. It has been chosen as the logo for the educational activities.

ORGANIZATIONAL RESPONSIBILITIES

Dr. S. Raja Sabapathy

- Secretary, Indian Society for Reconstructive Microsurgery 2000- 2002. He has been elected to be the Vice-President of the Society from 2003.
- Secretary, Indian Society for Surgery of the Hand. (2002-2005).
- Secretary, Association of Plastic Surgeons of Coimbatore region.

GOLDCON 2002. The anaesthesiologists of our hospital played an active role in the conduct of the 50th Annual Meeting of the Indian Society of Anaesthesiologists. Dr. Balavenkatasubramanian was the Chairman of the Scientific Committee and Dr. V. Ravindra Bhat was the Vice - Chairman.



THE STAFF

DEPARTMENT OF PLASTIC SURGERY, HAND SURGERY AND RECONSTRUCTIVE MICROSURGERY

Dr. S. Raja Sabapathy, MS (Gen), M.Ch (Plastic), DNB (Plastic), FRCS (Edin).

Dr. R. Ravindra Bharathi, MS (Gen), M.Ch (Plastic), DNB (Plastic).

Dr. Hari Venkatramani, MS (Gen), M.Ch (Plastic), DNB (Plastic).

Dr. K. L. Deepak, MS (Gen), DNB (Gen), M.Ch (Plastic), DNB (Plastic).

Dr. Sandeep J. Sebastin, MS (Gen), M.Ch (Plastic).

Dr. G. Balaji, MS (Gen), M.Ch (Plastic).

DEPARTMENT OF ORTHOPAEDICS AND SPINE SURGERY

Dr. S. Rajasekaran, MS (Ortho), DNB (Ortho), FRCS (Edin), M.Ch (Liv), Ph.D.

Dr. J. Dheenadhayalan, MS (Ortho).

Dr. T. Ajoy Prasad Shetty, MS (Ortho), DNB (Ortho).

Dr. I. Ramakanth, MS (Ortho).

Dr. B.C. Bhanu Prakash, MS (Ortho).

Dr. J. Naresh Babu, MS (Ortho).

Dr. Yogesh K. Pithwa, MS (Ortho), DNB (Ortho), D (Ortho).

DEPARTMENT OF ANAESTHESIOLOGY

Dr. V. Ravindra Bhat, MD, DA, DNB (Anaes).

Dr. C. Sekar, MD (Anaes).

Dr. J. Balavenkatasubramanian, MD, DA.

Dr. Maheshwari S. Kumar, MBBS, DA.

Dr. G. Venkateshwaran, MBBS, DA.



Ganga Medical Centre and Hospitals (P) Ltd.

Shanmuganathan Kanakavalli Speciality Centre for
Trauma, Orthopaedics, Plastic Surgery, Hand and Reconstructive Microsurgery

Swarnambika Layout, Coimbatore - 641 009. India.

Ph : 0422 - 2235050. Fax : 0422 - 2235608. E-mail : rajahand@vsnl.com

GANGA HOSPITAL - GIVING NEW DIMENSIONS TO TRAUMA CARE