



Ganga Hospital

Department of Plastic, Hand and Reconstructive Microsurgery,
Maxillofacial and Burns Surgery



Plastic and Reconstructive Surgery

It is all about changing lives...

Activity Report

2010 - 2012



*Life is like a Rubik's cube. An accident, a birth defect in a child,
an illness to a dear one can all make the components go out of step.
Plastic and reconstructive Surgery very often can make them all fall in place.
It is all about changing lives...*



GANGA HOSPITAL

Coimbatore, India

Department of Plastic Surgery
Hand Surgery and Reconstructive Microsurgery
Maxillofacial Surgery & Burns

Activity Report 2010 - 2012

Board of Directors



Dr JG Shanmuganathan, Mrs. Kanagavalli Shanmuganathan (*middle*)
Dr S Raja Sabapathy, Mrs Nirmala Raja Sabapathy (*right*)
Dr S Rajasekaran, Mrs Rama Rajasekaran (*left*)

Team of Doctors



The three years - 2010 onwards

It is all about changing lives...



I love this exercise of preparing the activity report. Though difficult and tests one's commitment, it helps us to take stock as to whether we reached the targets we set ourselves, the contributions we made to the society we live in and also reset our inner compass for the future. This period had for us what every growing unit could ask

for - streamline the working pattern with the next generation taking in more responsibilities, expanding our interests and infrastructure in sub specialties of Wrist, Cerebral palsy and Paralytic disorders, Reconstruction of Post Burn Deformities and Diabetic foot care – steps we consider essential to our goal of making the unit as the Destination for Reconstructive Surgery.

In this report you will also find what a Plastic and Reconstructive surgeon does every day. Subtly but surely, we change the lives of every patient whom we treat. When we reconstruct a young man's smashed face and help prevent both his crushed legs from amputation, when we reattach the amputated thumb of an old man much to his surprise, when we repair the cleft in the lip of the child and bring back smile to the whole family, when we bring in movement in the paralysed limb following Brachial Plexus injury, or help build self-esteem in a young girl by aesthetic surgery we certainly change the lives of people.

We continue to use the activity report as a tool to make people aware of the scope of Plastic and Reconstructive Surgery

We were privileged to start the major community project, 'Hope after Fire' with Rotary. It is a joint initiative to improve the quality of life of post burn victims by correcting the post burn deformities. It is our

vision that no one has to needlessly suffer with correctable problems in this part of the world. We understand that it is an oversized mission, but the skill sets available with us combined with the enthusiasm of the Rotarians will surely see it through. This project has the potential to change the lives of not only the affected, but also the care giving family and the society.

We provided leadership at the national and international levels in professional organizations. In these three years we led three major professional associations of our country – Association of Plastic Surgeons of India, Indian Society for Surgery of the Hand and the Brachial Plexus Surgery Group of India. History was created by bringing in the 12th Triennial congress of the International Federation of Societies for Surgery of the Hand and the 9th Triennial Congress of the International Federation of Societies for Hand Therapy to India. As Congress Chairman, sometime of every day of the last three years was spent in conceiving and executing the plans to make this Triennial congress a great success.

We continued to benefit from visiting surgeons and trainees whose number has swelled to over a hundred a year during this period.

Our activity reports usually come up once every 2 years but this issue has become a triennial report partly because we were conducting the International Hand Surgery and Hand Therapy Congress and we had to give so much of our time in its preparations.

In this triennial report we pay homage to our Chief Anaesthesiologist Dr Ravindra Bhat who left us so suddenly on the 5th May 2012. He epitomized Swami Vivekananda's words, 'They alone live who live for others'. His life and work spanning two decades at Ganga will continue to inspire the future generations.

Dr S Raja Sabapathy

Chairman

Department of Plastic Surgery

Hand and Reconstructive Microsurgery and Burns

Inside ...

Departments
&
Patient Care

6



46

Publications
&
Presentations



Awards
&
Recognitions

41

People

73



Events

92



Teaching
&
Training

63



Visitors

76

Patient Care



The interest of the patient is the only interest to be considered.

Dr. William J Mayo



Chairman

Dr. S Raja Sabapathy

Senior Consultants

Dr. Ravindra Bharathi R
Dr. Hari Venkatramani
Dr. Babu Bjantri
Dr. Kannan Balaraman

Consultants

Dr. Sanjai Ramkumar
Dr. Praveen Bhardwaj

Junior Consultants

Dr. Vimalambiga Ramasamy
Dr. Madhu Periasamy

Senior Registrar

Dr. Senthil Kumaran M

Registrars

Dr. Kiran M Ladkat
Dr. Harshil Parekh

DNB Trainees in Plastic Surgery

Dr. Saumyakumar Nayak
Dr. Vivekanand Chandrashekar
Dr. Karnav Panchal
Dr. Raja Shanmuga Krishnan R
Dr. Sonale Vivekanand T

Fellows in Plastic and Reconstructive Surgery

Dr. Edem Kofi Anyigba

Fellows in Hand and Micro Surgery

Dr. Amit Mittal
Dr. Srikanth Varma
Dr. Satyanarayana Reddy V
Dr. Shree Kumar T
Dr. Ahmed Asif Iqbal
Dr. Md Matiur Rahman



Not in Picture

Dr. Kannan Balaraman

Department of Plastic Surgery Statistics	2010	2011	2012
Total Number of Surgical procedures done	8577	8933	8873
Total Number of New Hand Surgery patients	3090	3147	3117
Total Number of New General Plastic Surgery patients	3258	3191	3153

Hand Surgery



The status of the hand on arrival



The function of the hand after reconstruction

Hand surgery where our core strength resides, continues to form the major part of our everyday work. We remain committed to provide the state of art care to every injured hand that reaches our doors irrespective of their time of arrival and their financial means. We religiously do everything to retain the trust of people that this is the safest place to go in the event of an injury. By adhering to this goal we influence the lives of many people everyday.

It was not a picnic anymore...

For Vidhya and her friends, what started as a college picnic ended in a way they would like to forget. The bus toppled over in an accident and many sustained injuries. Vidhya was one of the worst affected when her left hand was caught between the bus edge and the ground. The hand grazed the ground and she lost the skin, extensor tendons and part of many bones. Worse still, the wound was very badly contaminated with road dust. When the possibility of amputation loomed large at the first aid centre, she was rushed to Ganga.

Within minutes of her arrival she was in the operation theatre and we debrided the wound. The defect became bigger in size, but at least the hand was clean and we had ensured that infection does not occur. The hand was reconstructed in stages and nine months later, she was back in the college doing all that she was doing before. When she shows the pictures of her injury to her friends, they can't but wonder at the possibilities of reconstructive surgery.



After debridement, when the crushed non viable parts and contaminants are removed.



Rebuilding the lost soft tissue with tissues from the abdomen.

Plastic and Reconstructive Surgery – *It is all about changing lives...*



The bone defects were bridged by bone from the hip bone



Movement restored with tendon grafts from the thigh.





The left hand with only the thumb



After microsurgical reconstruction she is able to hold the cup of water

Can I ever hold things with my left hand?

We encourage children to aim high but for some children just completing simple tasks is like climbing Mount Everest. Kavipriya was born with just one finger in the position of the thumb in her left hand. She needed at least one more finger in the hand, to meet the thumb so that she could pinch, pick up objects, hold a tumbler of water.... The list is long.

We provided a microsurgical solution to her problem by transferring the second toe from her left foot in the position of the little finger. It is a creative job we love to do since it also involves balancing the power in the tendons which move the fingers. In children with such birth defects it is more challenging since some tendons are not formed and the available ones have never worked.

As far as her foot is concerned there is negligible disability. She runs, jumps and plays games just like other children. She even wears the same slippers as before.

It takes about 6 to 8 hours of surgery and a few months of physiotherapy but now she stuns everyone with what she could do.

After all in life, it is what we do with what we get that counts.

Plastic and Reconstructive Surgery –
It is all about changing lives...



The second toe harvested from the left foot with the nerves, tendons and blood vessels identified



Now she can pickup and manipulate any object



She has wide grasp



Can oppose and hold even a thin paper



The radiograph showing the reconstruction achieved



Difficult to identify the donor foot.

Replantation and Revascularisation



Giving a Thumbs Up

Kalinga Perumal is proudly showing his left thumb and challenging the doctors to match what he does. That makes us happy because it is the thumb which we gave him back a year ago. He has worked with a wood cutting machine for the past 30 years. He cannot understand as to how it happened to him. Well that is what is called an accident. Perhaps it is due to a momentary lapse in concentration. He cut off his left thumb. The local doctor who knew that putting it back by microsurgery is possible immediately sent him to us. On his arrival to the hospital, the Plastic and Microsurgery Team set to work.

The amputated part was in the operating theatre within minutes of his arrival to the hospital. One set of surgeons started examining the amputated part identifying the blood vessels, nerves, tendons and bones. While this was being done, Kalinga Perumal was being prepared for surgery.

He is a long term diabetic and hypertensive. His diabetes and blood pressure were not under good control. The Anaesthesia team had to take extra care because surgery cannot be delayed. He was on the

table in about an hour, and surgery took another 4 hours. Blood vessels as small as 1 mm in diameter were re-joined by sutures which are many times finer than hair. Now Kalinga Perumal is back to his work again and his co-workers hardly believe that the accident ever happened.

We introduced reconstructive microsurgery to the region in 1991 and continue to be the leaders in the field. It takes a lot of commitment, long learning curve and never gets easier. But all the stress of the effort vanishes away everytime a person like Kalinga Perumal comes back with their 'Thumbs Up'.



Picture of the amputated thumb of Kalinga Perumal

Microsurgery has given the capability for Plastic and Reconstructive Surgeons to rejoin blood vessels as small as 1 mm in diameter. This has revolutionized trauma care and helped us put back many an amputated part. We have replanted fingers, hands, arms, foot, scalp and even the penis.

The New Year is greeted with crackers, but at Ganga Hospital the Surgeons started the year 2010 with the arrival of Gayathiri just a little past midnight. In a small town 50 Kms away from our Centre, Gayathiri's long hair was caught in the moving machinery and the whole scalp was pulled away from the head. The father has a cottage industry where the home and the workplace are the same and children play and live in the same place. Shocked parents were comforted by the local doctor who told them of the possibility of reattachment by

microsurgery and sent her to our hospital. We reattached the scalp back by suturing the small blood vessels and when the New Year dawned she was back with her parents.

Scalp avulsions are rare injuries, but they are devastating injuries to the individual. It is extremely disfiguring. If not replanted, the outcome is very poor. Now Gayathiri is back to school, thanks to Microsurgery.



Avulsed Scalp



Patient's head without scalp



After Reattachment

The key thing is to get to the replantation centre as early as possible. There is also a way to bring the amputated part. The part has to be put into a plastic bag and tightly sealed with a knot. The plastic bag with the part is placed in another bag or container containing ice. Rush the patient and the amputated part as early as possible to the replantation unit.

We are proud that we have made Reconstructive Microsurgery available to the common man.

Plastic and Reconstructive Surgery – *It is all about changing lives...*

Limbs salvaged - 574 (Three years 2010, 11 and 12)

Replantation 149		Critical Revascularizations 425	
Fingers	73	Digital artery repair	206
Fingertips	3	Trans metacarpal level	1
Thumbs	33	Ulnar artery repair	85
Ring Avulsion	10	Radial artery repair	47
Hand	7	Brachial artery repair	37
Forearm	18	Femoral artery repair	11
Arm	3	Popliteal artery repair	21
Heterotopic replant	1	Posterior Tibial artery repair	11
Scalp	1	Anterior Tibial artery repair	1
		Foot revascularization	1
		Venous augmentation	4

How to bring an amputated part to the Hospital ?



1. Place the amputated part in a clean polythene bag
2. Place the bag in a box of ice cubes
3. Avoid direct contact between the amputated part and the ice cubes

Saving Limbs Through Ortho Plastic Surgery



Picture showing injured lower limbs with extensive soft tissue loss.



X ray showing 15cm bone loss in both the legs.

Will I have my legs to walk again?

For Tom, a management student from a reputed business family everything was going well in life. One night while returning home in a bus life turned a full circle. His face suffered multiple fractures and both legs were crushed in a major accident. He was transferred to our centre with a ventilator support 48 hours after injury.

The Plastic and the Maxillofacial team put all the fractured bones in the face back in place, and we were left with a challenging problem in both the legs. He had extensive loss of soft tissue and about 15cm loss of bone in both the legs – a challenge even to the most experienced teams in the world.

The Plastic surgery team did micro surgical free flaps to make good the soft tissue loss in both the legs and this laid the foundation for the Orthopaedic team to bridge the gap in the bones.

From a grim situation, where the prospect of losing both the legs seemed imminent, he is back to normal. What he does now leaves even us, surprised and happy. Ganga Hospital takes pride in having skilled and experienced Plastic Surgery and Orthopaedic Teams who are well supported by Anaesthesiologists and Intensivists to obtain such outcomes.

Seems to be a story worth talking about, but we keep doing it every day.



With bone transport new bone is regenerated.



Plastic and Reconstructive Surgery –
It is all about changing lives...



Tom - After completion of Reconstructive Surgery

Role of Plastic Surgeons in Major Limb Injuries.

When a near and dear one gets a major injury, if someone says that a Plastic and Reconstructive Surgeon is needed it would be a surprise to many. Strange, but it is true. When there is a loss of tissue, which very often occurs in road traffic or industrial accidents the pathway to normal depends upon the speed with which the soft tissue loss is covered. Microsurgery, the marvel of modern surgery virtually makes most defects coverable. The tissue moved is called a flap. In addition, the reconstructive surgeon also can rejoin divided blood vessels and nerves making the salvaged limbs functional.

Earlier it is done, the faster is the road to recovery. From being thought of as a surgeon who makes people beautiful, Plastic and Reconstructive surgeon has evolved as a frontline member of the trauma team.

It should not be a surprise, when we consider that Plastic and Reconstructive surgery actually evolved and grew during the great wars.

Major flaps to the Lower limb - 1603 (Three years 2010, 11 and 12)

Microsurgical free flaps	685	Important Non Microsurgical flaps	918
Gracilis muscle flap	287	Fasciocutaneous flap	432
Latissimus Dorsi flap	178	Gastrocnemius flap	201
Anterolateral thigh flap	164	Soleus flap	89
Free fibula	31	Propeller flap	46
Free fibula + Allograft	3	Peroneus Brevis muscle flap	39
Toe to Hand transfer	19	Sural artery flap	27
Radial artery forearm flap	1	Lateral Calcaneal artery flap	21
Free Groin flap	1	Bipedicled flap	19
		Abductor Hallucis flap	19
		Perforator based flap	13
		Cross leg flap	12

Adult Brachial Plexus Surgery



We make the 'Life go on'.

A great college life, a degree in computer science, a job in a reputed company, an American assignment – life for a 25 year old can't be better. A small slip during a motor cycle drive can change all that. Yes it did for Binoj when he sustained a Global Brachial Plexus injury when he fell off his motorcycle.

Even though his arm was paralyzed, his determination to get through remained. He underwent nerve surgery and passed through the frustrating period of seeing no recovery. For him the muscle recovery took a little bit longer than most. At that time he had the mountain of support of his parents to rely on and continued physiotherapy. Much to our surprise, he went on the American assignments with success.

And finally we made the day when he came up with the wedding invitation and it was a sentimental journey for all of us when we stood wishing the couple all the best in their life.

Adult Brachial Plexus injuries are devastating injuries. They occur so suddenly and the deficit is so crippling. When it occurs to young people it becomes a social catastrophe. Fortunately we can help these people now. The key is to get the people early after the injury.

Nerve surgery is possible only when the injured patients reach early and better outcomes occur when surgery is done within 3 months from the time of injury.

Treatment strategy might involve surgery on the nerves, procedures on the muscles and tendons, selective fusion of the bones or microsurgical transfer of muscles to perform movement which is a high skill demand procedure. At all times, there is also a need for physiotherapy, psychological counseling and the help of an orthotist to make splints.

Plastic and Reconstructive Surgery – *It is all about changing lives...*



*The Core Brachial Plexus Surgery team
L to R : Dr. S Raja Sabapathy, Dr. Praveen Bhardwaj
Dr. Hari Venkatramani*

Free Functioning Muscle Transfers



Pre Op - not able to bend the right elbow



Post Op - Able to sustain elbow bending with 2 kg weight



Microsurgical muscle transfer technique

Mr Shivaji, an accountant by occupation sustained Global Brachial Plexus injury of the right arm in a road traffic accident. He had the worst possible injury and lost all function in that limb. Unfortunately he also presented to us very late. After a year and a half we transferred the thigh muscle along with its nerve and blood vessels to the elbow using microsurgery to obtain elbow flexion. After two years of intensive physiotherapy he is now able to lift a two kilogram weight with that hand.

At Ganga Hospital, we are proud to have the team which can offer all these under one roof.

Osteotomies



Mr Senthil was unable to eat or drink with his right hand, as his hands did not reach the mouth although he had good elbow flexion. Humerus Osteotomy Surgery was performed and the patient is now able to lift his hand to his mouth. This is a photo of him being able to drink water from a glass with his right hand - something he was not able to do for the past 5 years.

Tendon Transfers



1



2

- (1) This picture shows inability to lift up his wrist and fingers of the right hand.
- (2) After tendon surgery he is able to lift the wrist and straighten his fingers.

Adult Brachial Plexus Surgery - 465 (Three years 2010, 11 and 12)

Primary Nerve Reconstruction	310	Secondary Surgeries	155
Neurolysis	5	Trapezius Transfer	29
Intra Plexal Nerve Grafting	22	Wrist Fusion	31
Oberlin II Transfer		CMC Fusion	30
(Ulnar to Biceps and Median to Brachialis)	91	Steindler's Procedure	5
Spinal Accessory (SA) to Suprascapular (SSN)	94	Pectoralis Major to elbow	2
Spinal Accessory (SA) to Biceps & Brachialis	90	Pedicle LD for elbow	3
Phrenic to Suprascapular Nerve	8	Free Functioning Gracilis for Elbow flexion	25
		Free Functioning Gracilis for finger flexion	2
		Tendon Transfers	26
		Osteotomies	2

Birth Brachial Plexus Palsy



Making a Difference

The excitement of the birth of their first child was shattered when the parents saw that their baby was unable to move the Right Upper limb. Sejal grew up to a beautiful girl but she had a problem. With good physiotherapy, hand and elbow movements improved but the shoulder remained deformed. This beautiful child and the parents were very upset with the position of the shoulder because whenever she would eat the arm would go up in awkward position and made her look abnormal. It was so embarrassing in the school. We did the triangular tilt operation to correct the alignment of her shoulder bones and then she was able to eat just like everyone else! She now enjoys her lunch time at school eating along with her friends.

Soft tissue release around shoulder (Mod Quad Release)

This 17 yr old boy could not get his left hand till the back of his head. We released the tight muscles at the shoulder. During the follow up he said that he was delighted since he could shampoo the back of his head as never before. Life's simple pleasures restored.



Radius Osteotomy

A visit to the temple always disappointed this 10 yr old girl hailing from Andhra Pradesh. She was unable to receive the prasadam in the temple with the right hand as she could not face the palm upwards.

The priest would always scold her for putting out her left hand. She underwent a surgery to rotate her forearm which enabled her to face her palm upwards.

Derotation Osteotomy of Humerus



A common problem encountered in a child who has recovered good hand and elbow function is lack of outward rotation of the shoulder. This results in an awkward posture of the limb while standing and the child would reach the mouth only with shoulder very much abducted much like “trumpet blowing” position. This position can be corrected by two methods. If the child is very young we can try to normalise the joint by doing a procedure called as triangle tilt and anterior shoulder release. If the child is more than 7 years old then normalisation of the joint is not possible because the remodelling capacity of the cartilage is limited after this age. For

these patients we offer another procedure in which we do an osteotomy of the humerus bone and place the hand in outward rotated position. Both these procedures gives a good appearance to the limb and corrects the “trumpeting”. It also restores the outward rotation of the shoulder joint.

Having a child with Birth Brachial Plexus Palsy can be devastating news for the young parents. Majority of children recover. To the some who have residual paralysis hope is available. With the advances in our micro surgical capability and the understanding of the pathogenesis of secondary deformities new treatment pathways have been charted. We can improve the functionality of these children. Over the years we have been amazed at what these children can do with what they have.

Writing on the experiences of reconstruction of the burnt faces of the pilots in the World War II it was said, 'It is what they do with what we give that counts'. Same applies to this children. These children do more than our expectations.

Plastic and Reconstructive Surgery - *It is all about changing lives...*

Surgery for Birth Brachial Plexus Palsy - 331 (Three years 2010, 11 and 12)

Primary Nerve Surgery	33	Secondary Surgeries	298
Neurolysis	3	Soft Tissue Release around Shoulder (Mod Quad Surgery)	131
Nerve Grafting	9	Triangular Tilt	31
Oberlin Transfer	15	Derotation Osteotomy Humerus	35
SA to SSN	5	Derotation Osteotomy Forearm	24
Triceps to Axillary	1	Triceps to Biceps transfer	7
		Deltoid to Triceps transfer	3
		Trapezius to Triceps	5
		Ant. Shoulder Release	3
		Serial Casting Elbow	13
		Tendon Transfers for Wrist	30
		Tendon Transfers for Thumb	16
		Botox Injection to Triceps	23

Wrist Surgery



Non-union of the scaphoid bone (shown by yellow arrow)

Doctors too play at professional level

Doctors rarely have time for sports. Dr. "N" is an exception. The goal keeper of his University Football team, he injured his left wrist while trying to make a spectacular save and left it unheeded.

After 4 months the pain started and gradually it became worse. Being a dentist, dexterity, power of the hand and movement at the wrist were essential for his day to day activities.

4 months later after taking different forms of treatment, he came to us. Investigations revealed that he had non union of the fracture of proximal third of scaphoid. We offered him surgery. The edges of the non union were freshened and the gap was bone grafted and the fracture fixed with K-wires. 6 months later, he was back to the job and it is now 2 years. He has left the problem as a memory behind.



Good range of movements in the wrist after surgery

Plastic and Reconstructive Surgery - *It is all about changing lives...*



Bone grafting done and the fracture fixed with K-wires



X-ray picture showing the bony union of the scaphoid

Hari Krishna studies engineering and also manages the family farm. He fell off the motorcycle, dislocated the wrist and fractured the scaphoid bone. He realised the significance of his injury only a few weeks later. We aligned his wrist and he is back to his regular activities.



Pre-op



Pre-op



Post-op



Post-op



Good range of movements in the wrist



He can even drive comfortably on the bumpy muddy roads of Moolakari village.



He also works in the fields

Our forearm is linked to the hand by eight small bones called the carpal bones. They form the wrist. The carpal bones are intricately attached by strong ligaments providing stability at the same time allowing mobility to carry on all our activities. The stress borne by these carpal bones at extremes of movement is much more than what the knee and hip bear.

One of the bones, the Scaphoid is a boat shaped bone with a peculiar blood circulation so that when broken, one part has reduction in blood supply leading to high chances of non union. The carpal bones could also get dislocated with significant long-term morbidity. The dislocated bones can press on the nerves.

The best results in wrist injury are achieved when appropriate treatment is given the first time. Though we can get adequate results when treated later, it involves more efforts and longer rehabilitation period.


The irony is that these injuries can very well be missed during the first examination and thereby forgotten. When compensatory mechanisms fail they become symptomatic and pain gradually affects the day to day activities. Operating on the wrist requires specific training, good infrastructure and a good physiotherapy support.

Ganga Hospital just provides everything a wrist patient could ask for.

Wrist Related Surgeries - 118 (Three years 2010, 11 and 12)

Fixation of acute scaphoid fracture and perilunate injuries	38
Scaphoid non-union	28
Proximal row carpectomy	38
Non-traumatic lesion of wrist	14

Cerebral Palsy and Paralytic Disorders



I am so happy to see my palm

18 year old Subam was extremely happy when his dressings were opened after surgery. The reason was very simple, He said for the first time in his life he saw his palm. His hand always used to be kept with the wrist bent, fingers closed and with the forearm turned inward. Hardly had he used his left hand for any activity. He had tendon lengthening, transfer of tendons and release of two bones of the forearm by division of the interosseous membrane.

He also had botox injection at select places. From a hand that was totally useless, he is now able to pick-up and manipulate objects and things. We have learnt that the real value of these improvements are not to be measured in the movement gained but the activities they are able to do and the immense confidence it gives to them to face the future. Subam plans to join commerce at Delhi University and he is greatly looking forward to it. His parents and all of us at Ganga are equally excited.



Plastic and Reconstructive Surgery – *It is all about changing lives...*

Hand is the instrument of the brain. Even though the hand is structurally perfect if the control mechanism of the brain is altered, the hand can become totally useless. That is what happens in a situation called Cerebral Palsy. Some damage happens to developing brain and the muscles become very spastic and the patients do not have any control over those muscles. Some of these children could be helped by surgery.



Sometimes it involves lengthening of the tendons to reduce the spasticity or altering the direction of action so that they could produce some useful movements or prevent a severe deformity. Technically, the surgical procedures are not too complicated, but choosing the children who would benefit from surgery and the procedure which would help them and the appropriate timing of surgery are what is critical in surgery of cerebral palsy. That needs experience and demands the time of the treating surgeon.

They also need to go through a course of supervised physiotherapy and splintage. It requires a team and at Ganga Hospital we are happy to say we have a team which is dedicated and interested to help the cause of these children. From not being able to do anything, to be capable of doing something produces a lot of joy to an individual.

Hand deformities in Post Brain and Spinal Cord Injury patients

Similar problems could also happen after brain injuries following accidents in adults. These procedures could benefit some people. Ganga Hospital has the expertise in this field.

This 47-yrs-male farmer's life came to a halt when he had a fall from a two wheeler and sustained injury to his spinal cord at the neck level resulting in paralysis of all the four limbs. He underwent surgery on the spinal cord which allowed some recovery of the hands but still they were very weak and he was unable to use his hands for any activities. He became totally dependent on others even to feed him. We performed tendon transfer operations and rearranged the available power to get the best use of them. Here he is now able to hold a glass and drink with this hand. This operation has made him independent and he can now live a dignified life.



Left Hand showing weakness with inability to grasp or hold any object (the better of the two hands)



He is now able to hold the glass and drink



Surgery for Hand in Cerebral Palsy - 214 (Three years 2010, 11 and 12)

FCU to ECRB tendon transfer	69	Adductor-flexor slide thumb	6
Fractional lengthening of the finger flexors	62	Extensor pollicis longus rerouting	12
Pronator teres rerouting	21	Fusion of PIP joints of fingers	6
Brachioradialis to thumb extensor transfer	13	Plication of the extensor tendons of the thumb	3
Fusion of MCP joint of thumb	7	Miscellaneous	15

Cleft and Craniofacial Surgery



The mother with all her children after the lip repair of the youngest one



Pre op photo of the child

Many good things can be achieved just by simple thoughts of 'Why should it be like this? Could it not be changed?'

Mrs. Kanakavalli Shanmuganathan, our founder was watching the Sun TV news one night. One of the news item was about a Sri Lankan

woman who had come along with three small children to Chennai. Her husband who hailed from a village near Chennai had come to India and never returned. What was striking was the face of the youngest child with the unrepaired cleft lip. Mrs Shanmuganathan spoke to the doctors of the Plastic Surgery department. "Why not offer repair of the cleft lip under the Smile Train

project?" The only problem was that she had only a snap shot view of the child on TV but could not recollect the location of the news story. We contacted the local Sun TV reporter, who in turn contacted the person who reported the story and traced the village near Chennai where the video was taken. We then contacted the local police station. The police were helpful in tracing the patient and we spoke about the possibility of repair of the cleft lip. The mother agreed and the good Samaritan police man bought the tickets for the family and sent them to Coimbatore. We repaired the cleft lip. The joy of the mother knew no bounds. When we are faced with too many problems in life, correction of one makes life more comfortable.

Plastic and Reconstructive Surgery – *It is all about changing lives...*

Secondary Deformity

Secondary deformities of the operated cleft lip and palate are challenging to treat especially in a patient with cleft lip and palate on both sides. The repaired upper lip may look different from normal with a broad philtrum (central portion) and a shortened columella giving the appearance of squashed nose at the tip. Meticulous dissection is necessary to separate the structures and realign them in a new position to improve the form and appearance. These procedures can be done free of cost under the project Smile Train.

Pre op pictures



Post op pictures





During the visit of Dr. Philip Chen



*Speech therapist
Mrs Shuba attending on a child*



Craniosynostosis correction

Recognizing Ganga for Cleft Orthognathic Work

Ganga hospital has been partnering Smile Train for 5 years and is still continuing to play a part in "Changing the world one Smile at a time". Smile Train recognized Ganga hospital as one of the centres for doing cleft orthognathic cases. We played host to Smile Train partners who had been recognized for Orthognathic work in India for interaction with Mr. Philip Chen, Plastic Surgeon, Chang Gung Hospital, Taiwan on 10th Dec 2012. Dr Chen (2nd from right in the picture) is the Consultant for this project of Smile Train.

To provide free surgeries to patients with cleft problems, contact Mr. Ashok (Social Worker) 98659 11234

Speech Therapy

Speech impediment is one of the problems associated with cleft palate. In the presence of the palatal cleft, air flow through the mouth during speech is disrupted tending to escape through the nose as well resulting in difficulty in producing sound. When the palate is repaired the child can produce consonants, however the articulation may be affected. Hence all children with cleft need speech evaluation and therapy to enable them to speak normally. They also need regular evaluation to rule out middle ear infection which if left untreated can lead to hearing loss. In our hospital the children with palatal cleft are regularly followed up for speech evaluation after palatoplasty and parents are guided accordingly. Mrs. Shuba Shanmugam, Speech Language Pathologist and Audiologist joined the department in November 2011. Her contribution towards Cleft Speech has greatly enhanced the care of Cleft patients.

Craniofacial Surgery

Craniofacial anomalies affect the growth of skull and distort the appearance of a person. Craniosynostosis refers to premature closure of the sutures (growth centres) in the skull leading to this problem. This can result in distorted growth and appearance of a person's face ranging from a very mild bump to grossly deformed skull leading to the child getting ridiculed by the peers at school. Corrective surgery for this is possible which can be done even at 1 year of age. By this the shape of the skull is remodeled and this leads to a better shape of the skull and face. A beginning has been made and a team has been formed with the help of Dr. K Sridhar.

Cleft Surgery

257

Unilateral Cleft Lip repair	78
Bilateral Cleft lip repair	21
Primary Cleft Palate repair	105
Lip Nose revision	31
Secondary Palatoplasty fistula repair	9
Alveolar bone graft	10
Cleft Orthognathic Surgery	3



The Core Cleft Team

*L to R: Dr. Kannan Balaraman, Dr. Vimalambiga R,
Mrs. Shuba Shanmugam, Dr. Ravindra Bharathi*

Maxillofacial Surgery



Now I can bite an apple...

For the parents of 2 years old Abhimanyu, feeding and brushing his teeth has always been challenging. His mouth opening was severely restricted with a developing facial asymmetry. This limited his feeding to only a liquid and mashed diet. He had decay setting in many of his teeth. The dentist who saw him could not help him as his mouth opening was negligible. He was referred by the father's employer. When we saw him we realised that his left jaw joint was fused to the skull and hence restricting his mouth opening (Temporo mandibular joint ankylosis). Even anaesthesia to such patients is quite challenging. We released the fused joint and recreated the joint using a rib cartilage. Now the parents are happy to see the child enjoy chewing and eating his food and cleaning his teeth.



He barely opens the mouth for a few millimeters and has a deformed jaw



Two years after operation, good mouth opening and better facial

Plastic and Reconstructive Surgery – *It is all about changing lives...*

The Department

The unit of Maxillofacial Surgery is a part of the Department of Plastic and Reconstructive Surgery dealing with the management of facial trauma, congenital and acquired deformities of the head and neck, diseases like infections, cysts and tumors of the teeth, upper and lower jaw and temporomandibular joint related disorders. Most of the problems require a multidisciplinary approach and plastic surgeons, maxillofacial surgeons and neurosurgeons working together has helped us provide wholesome care to the patient. The department is ably supported by a strong anaesthetic team thus helping us to extend the boundaries of care.





Pictures 1, 2, 3, 4 taken before surgery. Pictures 1a, 2a, 3a, 4a taken after surgery.

Orthognathic Syrgery (Surgery for the correction of jaw deformities)

Mr. Augustine, was referred to us by his Orthodontist for correction of his facial deformity. He had a deformity termed as “Anterior open bite” which refers to having a gap between the upper and lower teeth in the front even on full jaw closure. Such deformities are not purely cosmetic but have a significant functional impediment as well.

The functional problems this patient faced included inability to chew with his teeth especially in the front like biting a piece of fruit, a biscuit or even a burger, achieving lip seal on closure of the jaws. He did not consider the deformity a problem till he decided to leave home to go to work in a different city. At his

home his food was tailored to his abilities. However now that he had decided to go out of town, this became a challenge. We evaluated him both clinically and radiologically along with his Orthodontist, realised the jaw growth and position was not in co ordination with each other and hence planned for surgical correction of the deformity.

He underwent osteotomy of the upper jaw (Maxillary osteotomy – Le Fort I impaction) along with correction of his chin – Genioplasty to help correct his deformity and had a period of orthodontics later to settle the position of his teeth. He is now able to chew efficiently and is more confident to venture out.

Major Maxillofacial Procedures - 729 (Three years 2010, 11 and 12)

Mandible Fracture ORIF	302	Lacrimal duct injury	4
Mandible Fracture IMF	65	Orthognathic Surgery &	
Maxilla Fracture	94	Distraction Osteogenesis	26
Zygoma Fracture ORIF	89	TMJ Ankylosis Release	16
Zygoma Fracture Elevation	90	TMJ Dislocation	3
Nasal Bone Fracture Elevation	95	Septorhinoplasty	16
Frontal Bone Elevation/ORIF	32	Neck Dissection.	8
Naso Ethmoidal Fracture	27	Head and Neck Reconstruction	4
Orbital Floor Reconstruction	24	Cysts & Tumours of the	
Dentoalveolar Fracture Wiring	32	Maxillofacial region	7
Naso Maxillary Zygomatic Complex	6	Removal of Implants	8
Panfacial Fracture ORIF	21		

Burns and the Project, 'Hope after Fire'



In the last three years we took a conscious decision to increase our commitment to the treatment of both the acute burns and the management of post burn deformity correction. We have succeeded in our efforts and the number of acute major burn admission has increased. We intend to make our vision of setting up of the skin bank a reality in the coming year.

Management of post burn deformities took a giant leap forward when we initiated the 'Hope after Fire', project in association with the Rotary Club of Coimbatore Metropolis. It got to a flying start with the inauguration of the project by actor Suriya in the presence of Prof. Mathangi Ramakrishnan to a packed audience on 10 March, 2012. Under the scheme a deserving patient with any deformity can be operated free of charge.

Highlights of the "Hope after Fire" Project

- Being an institution based complicated deformities can be addressed, which is not possible in a camp setting.
- These patients need constant care like physiotherapy and compression garments which are possible under the scheme.
- Rotary and Ganga Hospital have decided that there will be no limit to the number of patients we will treat under the scheme. So it will be an ongoing project.

We pay homage and tribute to Rtn Past President N Venkatesh who was instrumental in the genesis of the project.



In the above picture from left to right: Rtn Venkatesh, Rtn Tharun Shah, Dr S Raja Sabapathy, Actor Suriya (Chief Guest), Dr J G Shanmuganathan (Chairman, Ganga Hospital), Mrs Kanagavalli Shanmuganathan, Padmashri Mrs Mathangi Ramakrishnan (Guest of Honour)



(1) Picture showing both legs stuck to the thigh. (2) Inability to extend the neck due to scar contracture. (3) 30° Flexion contracture of the right hand. (4) Contracture of the elbow released (5 & 6) Patient after surgery... happy she can walk again.

'It is great that I can walk'

'Taking a few steps to the restroom from the bed is a small thing. But when that is not possible and you need the help to do even simple day to day activities life becomes a burden. That is what happened to Nancy, when her clothes accidentally caught fire and she sustained 50 percent burns. Both her lower limbs suffered deep burns and when they healed, both the legs got stuck to the thighs. She could no longer walk. Her mother had to take care of her like a baby. But that is difficult when one is 25 years old. They endured this for 2 years until the Rotary Club of Ooty found her and sought our help. A leg plastered to the thigh for two years cannot be corrected in a single sitting and not even by surgery alone. With our Orthopaedic colleagues she had a distractor and slowly with a combination of surgery and distraction, and 5 months of effort she finally stood up and started walking. We have made a difference in not only her life, but that of her mother as well. We feel proud that we have created a system whereby we could influence the lives of these people.

Plastic and Reconstructive Surgery – *It is all about changing lives...*

Nutritional Therapy

Major trauma patients including burns need good nutrition to counter the major catabolic losses. Mrs. Rohini Sharma, Manager Clinical Nutrition oversees all of them to provide nutritious food which also satisfies the palate of the patient.



Hope After Fire Project Statistics (1 year)

No of Patients treated	76
No of Procedures	106
Project value	₹ 29,72,060
Coimbatore Metropolis Contribution	₹ 17,35,160
Ganga Hospital Contribution	₹ 12,36,900



Dr. Babu Bajantri takes great interest in the execution of the Hope after Fire Project.

 **hope
after fire**
Reconstructive Surgery
for Burn Deformities



Diabetic Foot Care



(1) Ulcer with the bone exposed and with infection. (2) The wound was thoroughly cleaned by surgery and a muscle from the thigh has been harvested to fill the defect by microsurgical techniques. (3) The muscle brings in fresh blood supply to the area and clears the infection and saves the foot. (4) The result at 18 months after surgery. The skin grafted muscle is healthy and the patient is back to work.

When all hope seemed lost...

Miss Shanthy a 53 year old lady working as a nurse was suffering from a chronic diabetic foot ulcer on her left heel. The wound was infected and affected the bone making it impossible to walk. Amputation was the only choice given to her. Being alone without any support she intensely desired to save the foot from amputation.

Since there was no vascular compromise we decided to salvage her limb using advanced microsurgical techniques. She is now able to walk without assistance and had rejoined her work as nurse which she continued to do with full zest until her retirement.

Reconstructive Surgery in Diabetics – *It is all about changing lives...*

Inauguration of the special Diabetic Foot Care Clinic

The Diabetic Foot Care Clinic was inaugurated on 10th July, 2011 by Mr. N Ram, Editor In Chief of The Hindu (3rd from left) Mrs Vanitha Mohan (Lady lighting the lamp) was the Guest of Honour of the function.



Why Diabetics develop foot problems?

While we can provide answers to the difficult diabetic foot problems, we will be happier if we could prevent them from happening. At Ganga Hospital Diabetic Foot Care, we take a lot of effort towards achieving that goal.

Basically diabetic individuals lose sensation due to neuropathy. The reduced pain sensation makes them vulnerable to the injury. What might hurt a normal person does not hurt the diabetic person and hence there is risk of injuring themselves. A small breach of the skin, thorn prick, ingrowing toe nail and even shoe bite could become a disaster.

People realise it only after fulminant infection has set in. This is the way most diabetic patients lose their foot. All this could be prevented by proper attention to the foot, wearing appropriate foot wear and in some instances surgery to improve the sensation. In select individuals we decompress the nerves responsible for sensation to the sole. The surgery called Tarsal Tunnel release relieves pressure on the nerve as it passes beneath a fibrous tunnel on the inner aspect of the foot.

In our Diabetic Foot Care Clinic, we have the capacity to measure the pressure points and prepare shoes accordingly to off load the pressure. We are convinced that every foot that we save is a contribution to the family and society.

Diabetic Foot Care Clinic runs on every Wednesday afternoons, but patients with problems can seek our help anytime by just coming to the hospital or you can reach us on our hotline number 91-99442 44442.



Dr. Madhu Periasamy, Diabetic Foot Care Clinic in-charge, examining the sensation in the foot.

Diabetic Foot Surgery - 416 (Two years 2011 and 12)

Debridement	156
Major Amputation AK	6
Major Amputation BK	20
Minor Amputation	57
SSG	82
Local Flap	3
Free Flap	9
Nerve Decompression	28
Surgical Offloading	19
VAC	14
I&D	19
Bursa excision	3



Measuring the pressure points

Footwear for Diabetics



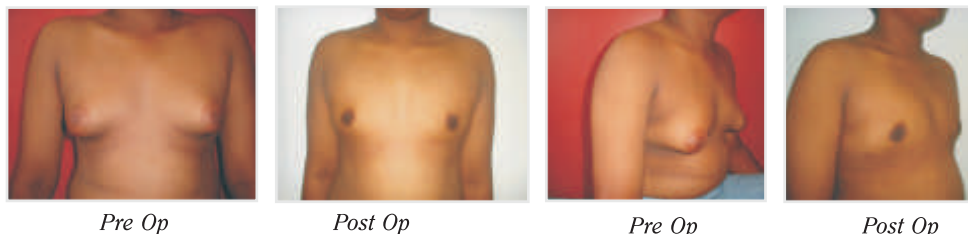
We have collaborated with Diastride to provide suitable footwear to Diabetics. Measurements are made in house based on Pedographs and Pedoscan. Footwear manufactured are delivered in house and there is constant supervision of its effectiveness. An average of 4700 patients received the diastride footwear in the past three years (2010 - 2012).

Aesthetic Surgery & Facial Reconstruction

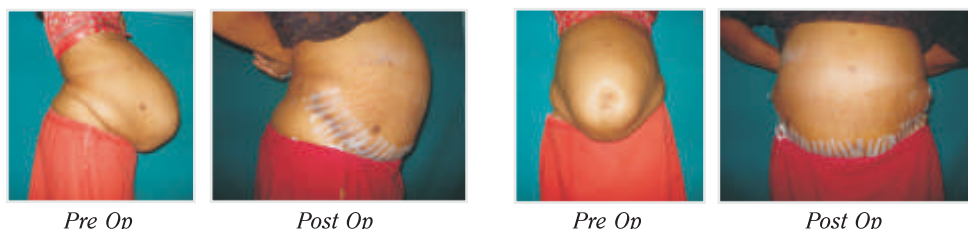
Our department also does regular Aesthetic Surgery procedures that greatly satisfy the patients. Apart from the regular aesthetic procedures like abdominoplasty and liposuction, we have an accomplished team who are interested in facial reconstructive procedures in reconstructing nose, ears and eyelids.

In the coming years it is planned to set up a special Outpatient Clinic for Aesthetic Surgery.

Gynaecomastia Correction



Liposuction and Abdominoplasty



Ear Reconstruction



Mr. Tiwari lost his ears as part of trauma and his ear has been reconstructed with the standard technique of cartilage grafting that had been taken from the ribs.

Fat Injection



A child with Romberg Disease who has been treated with fat grafting.

Aesthetic Surgery Statistics - 171 (Three years 2010, 11 and 12)

Hair Transplantation	4
Rhinoplasty	16
Liposuction	20
Gynaecomastia	21
Abdominoplasty	30
Tissue Expansion	3
Nose Reconstruction	5
Fat Injection	12
Facial Scar Revision	20
Facial Deformity Correction	2
Earlobe Keloid	18
Torn Earlobe Repair	20



Care of polytrauma patients involves a team effort with participation of various departments. Some of these patients present to us with head injury. These patients are efficiently managed by the Department of Neurosurgery headed by Dr Rajesh Babu and Dr Balamurali.

There is a dedicated neuro ICU with well trained staff to manage neuro cases. In addition to trauma related surgeries, they also manage other conditions such as brain and spinal cord tumors and treatment of congenital brain and spine related abnormalities.

Dr V Rajesh Babu is also an active member and project co coordinator of Coimbatore Neurological Society. He is the Organizing Secretary of NSICON 2014 to be held in Coimbatore from 12th to 15th December 2014



*Consultant Neuro Surgeons
Dr. Bala Murali (left) and Dr. Rajesh Babu (right)*

Pain Relief for Brachial Plexus Injuries

One of the significant milestones in our care of Brachial Plexus Injury patients is the starting of performing central pain relief procedures. Dr. Bala Murali helps us in the performance of Dorsal Root Entry Zone (DREZ) lesioning procedure for intractable pain in these patients with significant success.

In addition we also collaborate in the rehabilitation of post brain injury spastic problems and in Craniofacial Reconstruction

Neuro surgery statistics	2010	2011	2012
Neurosurgery outpatient services	1552	5156	2792
Cranial Neuro Operation	83	109	101

Anaesthesia



The Department of Anaesthesia

The Anaesthesia Department headed by Dr. V. Ravindra Bhat and ably assisted by Dr. G. Venkateswaran and Dr. V. Boopathy played a very valuable role to make feasible the activities of the Department. We were saddened by the sudden demise of our beloved Chief Anaesthesiologist Dr. V. Ravindra Bhat on 5th May 2012. His principles of patient care, On- arrival block and great philosophical thoughts continue to guide us to strengthen our Department of Anaesthesia as we move along. Dr. Arun Prakash and Dr. Nikhil joined the department as registrars on June 2012 to strengthen our Anaesthesia Services.



Dr. V Ravindra Bhat

They provide 24 hours high quality anaesthesia cover which is fundamental for the delivery of the emergency care services. The 'On Arrival Block', concept of pain relief for accident victims initiated by the department has become popular in many centres.

The years 2010-2012 saw the department grow in strength in the field of teaching and training. In the year 2012, all upper and lower limb blocks were done under ultrasound guidance.

FAST (Focused Assessment with Sonography for Trauma) in polytrauma in the resuscitation room is done by Anaesthesiologists.



The Core Anaesthesia Team of the Plastic Surgery Department

L to R : Dr Arun Prakash (Registrar), Dr Boopathi V (Consultant), Dr Venkateswaran (Consultant), Dr Nikhil (Registrar) and Dr Ashwini M Shah (Registrar).

Teaching and Training

DNB – Anaesthesia

The Department of Anaesthesia was accredited by the National Board of Examinations for the conduct of the DNB courses in Anaesthesia from January 2009. Two primary and two post diploma candidates are selected every year.

Post Doctoral Fellowship for “Nerve Block and Pain Management”

This fellowship affiliated to The Tamil Nadu Dr. MGR Medical University was started in the year 2012. It is a one year fellowship and two candidates were selected in the year 2012.

Ganga Hospital Fellowship in Trauma and Regional Anaesthesia

This 6 months certificate course was started in the year

2012. Fourteen candidates have so far undergone this course successfully, and of them two were overseas fellows, one from Nigeria and another from Philippines.

Aesculap B Braun Fellowship in Regional Anaesthesia

The Aesculap Academy in Association with the Anaesthesia Department of Ganga Hospital, provides week long training to Anaesthesiologists from different parts of the country in Regional Anaesthesia techniques. In addition to learning the Regional Anaesthesia techniques, the visitors find the exposure to the philosophy of care and work ethos very stimulating and useful.

142

No. of Anaesthesiologists who underwent the Programme in 2010-2012



The 2nd National Conference of Academy of Regional Anaesthesia of India, April 20-22nd 2012

This conference was conducted at Ganga Hospital. Dr. V Ravindra Bhat, Dr. Balavenkat and Dr. G. Venkateswaran were the Chairman, Secretary and Treasurer respectively. The conference encompassed live workshops, guest lectures and panel discussions in Regional Anaesthesia. The Conference was attended by 450 delegates from India, Sri Lanka, Bangladesh, Afghanistan, Philippines and Malaysia.

Total Number of Anaesthetic procedures in the Plastic Surgery Department - 23088 (Three years 2010, 11 and 12)

	2010	2011	2012
General Anaesthesia	1156	1363	1451
Spinal Anaesthesia	2728	2928	2675
Brachial Blocks	3199	3262	3123
Combined Spinal & Epidural Anaesthesia	178	104	211
Paediatric Blocks	156	148	153
Paediatric Anaesthesia for Smile Train	81	76	96

Intensive Care Unit



The multi disciplinary care of the critically injured patient is ably supported by the state of the art fully equipped intensive care unit. The 8 bedded ICU is run by a well trained and committed team headed by our intensivist Dr. V.M. Balasubramani. The ICU team provides 24/7 care to the patients with a range of complex medical and surgical problems with dedication and compassion.

The availability of experts, ultrasound and bronchoscopy at the bedside, greatly improved the care we provide to our patients. The team also spearheads the Code Blue resuscitation calls within the hospital. The care provided by the ICU team extends beyond the ICU to the wards by providing follow up care of patients discharged from ICU and outreach services to the sick patients. Compassionate holistic care is achieved by providing social, psychological and rehabilitative support to our patients and their family.

Procedures	2010	2011	2012	Case Distribution	2010	2011	2012
Mechanical ventilation				Poly-trauma	158	129	127
Non invasive	47	78	53	Head injury	170	103	87
Invasive	244	256	304	Spine	60	57	59
Percutaneous Tracheostomy	35	47	41	Sepsis	16	22	18
ICD	23	43	45	Ortho	60	104	95
Bronchoscopy	20	23	21	Plastic	13	42	29
Central line	155	123	115	Chest	5	9	8
				Medical	4	10	16
				Burns	5	3	9
				Total Admissions	491	479	448



Infection Control Committee

Dr. V.M. Balasubramani also chairs the hospital infection control committee and ensures there is an ongoing surveillance, audit and education of various infection control practices in the hospital which helps in providing high quality care in a safe environment.

The Department of Radiology provides the patient and the referring clinician with a quality diagnostic imaging service in a friendly environment. A fully equipped department with recent advances in imaging technology for fast, accurate and high resolution imaging and non invasive detection of the diseases earlier, offer an overall enhanced level of care.

The department functions round the clock covering emergencies and turn out impressive figures.

Statistics of 2012

X-ray	MRI	CT Scan	USG
250489	6223	5025	1919



Dr. Kumar discussing the report of the patient



*(L to R) Dr Kiruthika, Dr Deepika Goyal & Dr Anupama
Consultant Radiologists*

The services offered

General Radiography including whole Spine / entire limb length radiographs, OPG, urography and cystography, portable mobile Xray unit, C- arm units in the operation theatres.

Ultrasound in the department including Doppler and bedside coverage
Computerized Tomography (CT) Imaging including Bone Mineral Densitometry/ CT- myelogram, Angiogram and 3D reconstructions
Magnetic Resonance Imaging (MRI) including Diffusion tract imaging (DTI), Spectroscopy and Angiogram.

The Department is highly specialized with a Siemens Somatom Emotion CT Scan 6 slice scanner, Siemens Magnetom Symphony 1.5 Tesla MRI machine, Siemens Ultrasound, Computed and Digital Radiography equipments. The incorporation of the PACS (Picture Archiving and Communication System) has enabled immediate viewing of images in all the wards, outpatient departments and ICU, enhancing the quality of care delivered to patients. Tele(remote) online reporting services for CT and MRI is available.



Digital X-Ray



*Siemens Somatom Emotion
CT Scan*



*Siemens Magnetom Symphony
1.5 Tesla MRI*

Physiotherapy and Hand Therapy



A child after pollicisation in the children therapy room

Physiotherapy is the integral part of Hand Surgery. The Plastic & Hand Surgery Department is supported by a well equipped physiotherapy department with exceptionally committed Physiotherapists. There are 7 Physiotherapists exclusively for Hand and Reconstructive Surgery patients. The Department has equipments to make the splints in house and all the upto date equipments to facilitate rehabilitation and provide occupational therapy. Recently the department has been added with an in house constructed Ganga Multipurpose Therapeutic Equipment (GMTE) which is a work simulation and rehabilitation machine similar to the Baltimore therapeutic instrument used world wide.

Dr. S Raja Sabapathy, Chairman of the Plastic Surgery Department conducts clinics and oversees all patients on the therapy service every Wednesday.



A comfortable and pleasing ambience for hand therapy

Statistics

Number of Trainees to the Department	
Students	38
Interns	39

Year	2010	2011	2012
Patients treated	1580	1804	1820
Splints	3383	4003	3872

Conference Attended

Therapists Programme conducted on the eve of Annual Conference of Indian Society for Surgery of the Hand (ISSH), held in Nashik 2010

Free Papers: Nancy. S - Physiotherapy Following Oberlin nerve transfer to restore elbow flexion.

Vaishnavi. R – Physiotherapy following Forearm Replantation.

Therapists Programme conducted on the eve of Annual Conference of Indian Society for Surgery of the Hand (ISSH), held in Manipal. November 2011

Free Papers: Gobinath. K - Evaluation of Spastic Hand in patient with Cerebral Palsy.

Aruna. N – Physiotherapy following Nerve Transfers for Restoration of Shoulder and Elbow Function following Traumatic Brachial Plexus Palsy.

Shivapriya.S – Physiotherapy following Post Burn Contracture Release on The Dorsum of Hand.

CME Programme in Hand and Wrist injuries at Devadoss Multispeciality Hospital, Madurai. December 2011.

Invited faculty : Aruna. N - Rehabilitation of Flexor tendon Injuries

Gobinath. K - Management of Extensor Tendon Injuries.

Therapists Programme conducted on the eve of Annual Conference of Indian Society for Surgery of the Hand (ISSH), held in Amritsar 2012.

Free Papers:

Nancy. S - (1) Functional outcome following Replantation at forearm level.

(2) Physiotherapy following soft tissue release for Brachial Plexus birth palsy.

Anandha Meenakshi. (1) RM - Physiotherapy following Post Burn Contracture Release of Hand.

(2) Physiotherapy following Volkmann's Ischemic Contracture(VIC).

(3) Physiotherapy Following Extensor tendon Repair.

CME Programme in Current concepts in Hand Therapy at Right Hospitals, Chennai. January 2013.

Invited Faculty: Gobinath. K – Post- Operative Physiotherapy in Extensor Tendon Repair.

Kiswar Asif Deen. M - Physiotherapy for Vessel and Nerve injuries to the Hand.

9th Triennial Congress of the IFSHT, New Delhi. March (2013).

Free Papers: Gobinath. K - Rehabilitation following Volkmann's Ischemic Contracture.

Aruna. N - Physiotherapy following forearm Replantation

Poster Presentation: Kiswar Asif Deen. M - Upper limb power assessment and biofeedback training using multipurpose therapeutic equipment.

Visitors



Mr. Jonathan Hobby, Dr. Andrew Weiland, Dr. Richard Gelberman and Dr. Martin Boyer in the department



Lynne Feehan, President IFSHT



Course on Hand Therapy 24th November 2010.

A full day course on Hand Therapy was conducted by **Ms. Margareta Persson** from Sweden. She is the Past President of International Federation of Societies for Hand Therapy (IFSHT). About **410** therapists from all over India attended the course. The morning session included lectures on various topics on basics of hand and splinting techniques followed by half a day workshop on splinting.

Blood Bank

Ganga Hospital Blood Bank is recognised by the government as a regional blood bank. It supports the need of Ganga Hospital and nearby Institutions by issuing around 1000-1200 units of blood components.

Recently a state of the art advanced equipment ARCHITECT i1000sr (Chemiluminescence Microparticle Immunoassay) was installed for screening the blood donors. This technology can reduce the window period risk of transmission of infections considerably. The Blood Bank donates thirty percent of its blood free of cost to the Government hospital for the benefit of the poor and needy. Several blood donation camps have been organized in association with various voluntary service associations.



The Ganga Hospital Blood Bank team headed by Dr. Shyam Kumar (sitting on the right)



Statistics for the year 2012

No. of Units of blood collected	7482
Issued to Ganga Hospital	7396
Issued to other hospitals	1015

Ganga Hospital Silicone Prosthetic Centre & **ottobock.**

The collaborative venture between Ganga Hospital and Otto Bock Health Care was started in 2002 to make silicone prosthesis for fingers and hands. They also provide quality lower limb prosthesis. The centre also has good post prosthesis rehabilitation training facilities.

Statistics for the year 2012

Silicon Prosthesis	31
Lower Limb Prosthesis	66
Upper Limb Prosthesis	8



Three finger prosthesis for left hand



Leg prosthesis for left below knee amputation

Ganga Hospital - Mala Pressure Garments



Pressure Garments manufacturing facility in Ganga Hospital

MALA PRESSURE GARMENTS manufacture custom made and readymade pressure garments to complement surgery mainly for trauma, aesthetic and burns surgery. Measurements of the patients are taken and the garments manufactured in-house. An average of 600 pressure garments are given to patients every year.

In 2012, 667 patients were provided with pressure garments.

Awards & Recognitions



“Accomplishments will prove to be
a journey, not a destination.”

- Dwight D. Eisenhower

Global Alumni Service to Humanity Award of The Rotary Foundation of Rotary International

The Rotary Foundation of Rotary International selects professionals who have been alumni of the foundation who have contributed in their vocation both at national and international levels and made a difference in the community they live. The alumni are judged 15 years after they have participated in the foundation programme. Dr S Raja Sabapathy was a Group Study Exchange Team Member in the year 1986.



The award was presented by Rotary International President Mr. Kalyan Banerjee in the presence of the trustees of the foundation at the Rotary Institute at Kolkata.



Lifetime Achievement Award

The Tamil Nadu Dr. M.G.R. Medical University presented the award to Dr. S Raja Sabapathy in recognition of his exemplary contribution to the cause of Medical Education and Health Care Services on 5th September, 2012.

Honorary Faculty *Muscat, Oman*

Omani Society of Plastic Surgeons and Department of Plastic Surgery, Muscat presented the award to Dr S Raja Sabapathy during the National Conference of Plastic, Reconstructive and Craniofacial Surgery on 14th March, 2012.



Honorary Faculty *Mayo Clinic, Rochester, USA*

Honorary Faculty during the Mayo Clinic - Chang Gung Symposium in Reconstructive Surgery at Mayo Clinic, Rochester, USA from 31st May to 3rd June, 2012.



Shivas Medal


Dr S Raja Sabapathy was a Guest Professor for Russian Hand Society Meeting (2012) at Tomsk, Siberia. The Shivas Medal was presented as the memento after his lecture at the Central Traumatology Institute, Moscow by the Prof. Sergey Mironov, Head of Central Institute of Traumatology and Orthopaedics, Moscow.



Guest Professor

Santander, Spain

Symposium on 'Frontiers in Hand and Upper Limb Reconstruction', February, 2012.



Dr. S K Bhatnagar Oration

of the Post Graduate Department of Plastic Surgery, CSM Medical University, Lucknow delivered on 5th November 2011.

Dr. PK Bilwani Oration

of the Association of Surgeons of India - Gujarat State Chapter. GUJ SURGCON - 17th to 20th November, 2011 at Ahmedabad.



Sivasubramaniam Oration

of the Indian Academy of Paediatrics-Coimbatore delivered on 11th December 2011 at Coimbatore.

Sam C Bose Oration

Department of Plastic Surgery, Madurai Medical College delivered on 11th April 2012 at Madurai.

Puranik Oration

Dr. S Raja Sabapathy delivered the Puranik Oration of the Maharashtra State Chapter of Plastic Surgeons MAPSICON - 19th to 20th February 2011 at Akola.



Presidential Oration

10th Biennial Meeting of the Indian Society for Reconstructive Microsurgery, Hyderabad, 16th – 18th July, 2010

Trinity Oration

Annual Conference of the Vascular Surgeons, Chennai. 17th February, 2012.



Invited Speaker, South Australian Hand Society

Invited Guest Lecturer for the Annual Conference of the South Australian Hand Society & Grand Round Speaker, Royal Adelaide Hospital, Australia from 4th – 8th December, 2012.

Adjunct Professor of The Tamil Nadu Dr MGR Medical University

The Vice-Chancellor of the Tamil Nadu Medical University appointed Dr Raja Sabapathy as the Adjunct Professor of the University for a term of 5 years from 18th Aug 2010.



Appreciation from the British Council

In recognition of our initiative in furthering Indo British Partnership in training 'Bruce Bailey Fellows' from the United Kingdom in the speciality of Hand Surgery.

Armed Forces Medical Research Committee (AFMRC)

Served as the Non Official Member of the Armed Forces Medical Research Committee (AFMRC) for a three year term from 4th Jan 2010.

Ganga Hospital designated as the Office Head quarters for the Indian Society for Surgery of Hand



The executive and the general body of the ISSH resolved at the 2011 Manipal Meeting to designate Ganga Hospital as the permanent secretariat for the next 10 years when a review could be taken. Ganga Hospital was entrusted with maintaining the records, website and liaison with the president and secretary of ISSH for communications, printing and posting of newsletters and assist the organising secretary of the annual meetings.

Executive Committee of NABI



Dr S Raja Sabapathy - elected to the Executive Committee of the National Academy of Burns of India.

Best Paper Awards



APSI Best Junior Paper Award 2010

Awarded to Dr Saumya Kumar Nayak, DNB Post Graduate Student, Ganga Hospital during the 45th Annual Conference of the Association of Plastic Surgeons of India. (APSICON) 25th to 29th October 2010, Goa.

Title : Study and analysis of grip strength and effect of static wrist position on grip strength.

Best Paper Award - Indian Society for Surgery of the Hand, 2011

Awarded to Dr Praveen Bhardwaj, Consultant, Hand Surgeon Ganga Hospital during the 35th Annual Conference of the Indian Society for Surgery of the Hand (ISSH) 25th to 27th November 2011, Manipal.

Title : Correlation between the clinical and CT scan parameters for shoulder deformities in birth brachial plexus palsy.



Best Paper Award - Diabetic Foot Society of India, 2012

Awarded to Dr Madhu Periasamy, Junior Consultant, Ganga Hospital during the 11th Annual Meeting of Diabetic Foot Society of India (DFSICON) 7th to 9th September 2012, Hyderabad.

Title : From Unsalvageable to salvageable with free flaps.

Diploma and Fellowships



European Diploma in Hand Surgery

Awarded to Dr Praveen Bhardwaj and Dr Hari Venkatramani after passing the European Board of Hand Surgery Examination conducted in Oslo, Norway 2011 and Belgium 2012 respectively.

APSI Traveling Fellowships

Dr. Sanjai Ramkumar
Dr. Anuradha Patil
Dr. Saumya Kumar Nayak
Dr. R Raja Shanmuga Krishnan

Dr. Acland - S & T Traveling Fellowship of The Indian Society for Surgery of the Hand

Awarded to Dr. Hari Venkatramani for the year 2012-2013.

9th IPRAS Traveling Fellowship

Dr. Smita Eknath Dhane

Publications & Presentations





Book Chapters



1. Sabapathy SR, Saint-Cyr M, Morris SF. Hand reconstruction. In: Blondeel PN, Morris SF, Hallock GG, Neligan PC. ed. Perforator flaps – Anatomy, technique & clinical application. Quality Medical Publishing, 2013:995-1028 (Chapter 58).

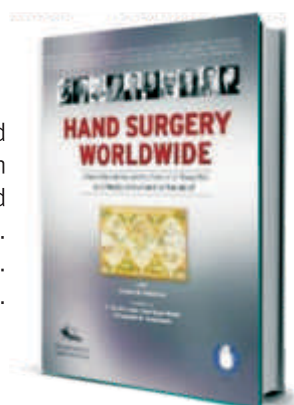
2. Sabapathy SR, Bhardwaj P. Tendon Injuries. In-Mercers Text book of Orthopaedics (Chapter 112).



3. Sabapathy SR. Debridement- preparing the wound bed for cover. In Sarabahi S, Tiwari VK ed . Principles and practice of wound care. Jaypee Publishers, 2012:68-78 (Chapter 8)

4. Sabapathy SR, Bhardwaj P. Crush injuries of the limbs. In Sarabahi S, Tiwari VK ed. Principles and practice of wound care. Jaypee Publishers, 2012:113-121 (Chapter 13).

5. Sabapathy SR. Hand Surgery in India. In Hand Surgery Worldwide – International Reconstruction of a Beautiful and ready instrument of the mind Eds Urbaniak, Levin S, Baek GH., Soucacas PN. Konstantaras Medical Publications. 2010. 93-98 (Chapter 20).



6. Sabapathy SR. Management of Hand Burns. In: Sarabahi S ed. Principles and Practice of Burn Care, Jaypee Publishers, 2010: 362 – 382 (Chapter 27).

Publications

Papers in Peer Reviewed Journals - 2010 Onwards

1. Sabapathy SR, Bajantri B, Bharathi RR. Management of post burns hand deformities. **Indian J Plast Surg 2010; 43. S 72-79.**
2. Venkatramani H, Ramani V, Sabapathy SR. Giant Cervicothoracic lipoma as a manifestation of human immunodeficiency virus- associated lipodystrophy. **Plast Reconstr Surg 2010; 126: 316-317 e.**
3. Sabapathy SR, Venkatramani H, Bhardwaj P. Pseudarthrosis of cervical rib: An unusual cause of Thoracic Outlet Syndrome. **J Hand Surg (Am) 2010; 35(12): 2018-2021.**
4. Libberecht K, Sabapathy SR, Bhardwaj P. The relation of patient satisfaction and functional and cosmetic outcome following correction of the wrist flexion deformity in cerebral palsy. **J Hand Surg (Eur Vol.) 2011; 36(2): 141-146.**
5. Bajantri B, Sabapathy SR, Burgess TM. The 'Throw over flap': A modification of the propeller flap for reconstruction of non-adjacent soft tissue defects. A report of two cases. **Indian J Plast Surg 2011; 44(3): 525-526.**
6. Bhardwaj P, Venkatramani H, Sabapathy SR. A modified towel test for assessment elbow flexion in children less than 9 months old with birth brachial plexus palsy. **J Hand Surg (Eur Vol.) 2011; 36 (8):707-708.**
7. Sabapathy SR, Bharathi RR, Balaraman K. Changing patterns in demography of Cleft Lip-Cleft Palate deformities in a developing country: The Smile Train Effect-What lies ahead? **Plast Reconstr Surg 2011; 128(3): 809-810.**
8. Bhardwaj P, Nayak SK, Ahmed K, Sabapathy SR. Effect of static wrist position on grip strength. **Indian J Plast Surg 2011; 44(1): 55-58.**
9. Sabapathy SR, Venkataramani H. Issues in Hand Surgery. **Indian J Plast Surg 2011; 44 (2):173-175.**
10. Venkataramani H, Sabapathy SR. Fingertip replantation: Technical considerations and outcome analysis of 24 consecutive fingertip replants. **Indian J Plast Surg 2011; 44(2): 237-245.**
11. Bhardwaj P, Sabapathy SR. Assessment of Hand in cerebral palsy. **Indian J Plast Surg 2011; 44(2):348-356.**
12. Sabapathy SR, Venkatramani H, Bharathi RR, Bhardwaj P. Replantation Surgery. **J Hand Surg (Am) 2011;36(6): 1104-10.**
13. Jain DK, Bhardwaj P, Sabapathy SR. Closed rupture of the extensor indicis tendon: An unusual cause of swelling over the dorsum of the hand. **J Hand Surg Eur Vol 2012; 37(5) : 471-72**
14. Bhardwaj P, Sharma C, Sabapathy SR. Concomitant avascular necrosis of scaphoid and lunate. **Hand Surg. 2012 ; 17 (2) : 239-41.**
15. Bhardwaj P, Sharma C, Sabapathy SR. Synovitis of the wrist joint caused by an intraarticular perforation of an osteoid osteoma of the scaphoid. **Indian J Orthop. 2012 ; 46 (5) : 599-601.**
16. Periasamy M, Venkataramani H, Sabapathy SR. Preparation of a partially avulsed scalp. **Indian J Plast Surg 2012; 45 (3): 586-587.**
17. Venkatramani H, Jain DK, Sabapathy SR. A useful modification of the plaster back slab to off-load pressure from reconstructions of the heel and elbow. **Indian J Plast Surg 2012; 45 (3) : 588-589.**

18. Jain DK, Bhardwaj P, Venkataramani H, Sabapathy SR. An epidemiological study of traumatic brachial plexus injury patients treated at an Indian centre.
Indian J Plast Surg 2012; 45 (3) : 498-503.
19. Watson JJ, Anuradha J, Sabapathy SR. Necessities in clinical photography.
J Hand Microsurg 2012; 4 (1) : 30-31.
20. Bajantri B, Bharathi RR, Sabapathy SR. Wound coverage considerations for defects of the lower third of the leg.
Indian J Plast Surg. 2012; 45(2) : 283-90.
21. Kumar VR, Sabapathy SR, Duraisami V. Congenital torticollis due to sternomastoid aplasia with unilateral cerebellar hypoplasia: A rare association.
Indian J Pediatr 2012; 79(10) : 1380-2.
22. Sabapathy SR, Venkataramani H, Bhardwaj P. Reconstruction of the thumb amputation at the carpometacarpal joint level by groin flap and second toe transfer.
Injury 2013; 44 : 370-375.
23. Sabapathy SR, Soucacos PN. Guest Editorial.
Injury 2013; 44 : 281-82.
24. Sabapathy SR, Venkataramani H, Latheesh L, Bhardwaj P. Reconstruction of segmental defects of Achilles tendon: Is it a must in infected complex defects?
Indian J Plast Surg 2013; 46 (1) : 99-101.
25. Mathew P, Venkataramani H, Sabapathy SR. Mini-abdominal flaps for preservation of digital length in an 18-month old child.
J Hand Surg (Eur Vol.) 2013 ;38(1): 89-91.
26. Bajantri B, Bharathi RR, Ramkumar S, Latheesh L, Dhane S, Sabapathy SR. Experience with peroneus brevis muscle flaps for reconstruction of distal leg and ankle defects.
Indian J Plast Surg 2013; 46 (1): 89-95.
27. Balaraman K, Shanmugakrishnan RR, Bharathi RR, Sabapathy SR. Mandibular distraction in a 75 day child with severe Pierre Robin sequence.
Indian J Plast Surg 2013; 46 (1) : 159-160.
28. Bajantri B, Latheesh L, Sabapathy SR. Tips to orient pedicled groin flap for hand defects.
Tech Hand Up Extrem Surg 2013; 17(2); 68-71.
29. Bhardwaj P, Burgess T, Sabapathy SR, Venkataramani H, Ilayaraja. Correlation between clinical findings and CT scan parameters for shoulder deformities in Birth Brachial Plexus Palsy.
J Hand Surg (Am). 2013; 38: 1557-1566.
30. Bhardwaj P, Sabapathy SR. Treatment of upper limb extensor hypertonia: case report.
Accepted for publication in J Hand Surg (Am).
31. Bhardwaj P, Bhandari L, Sabapathy SR. Supernumerary flexor carpi ulnaris- case report and review.
Accepted for publication in Hand Surgery - Asia Pacific Vol.

Ganga Multipurpose Therapeutic Equipment (GMTE)



The Ganga Multipurpose Therapeutic Equipment (GMTE) is an indigenous inhouse designed and developed equipment for the assessment of various hand functions. The machine will help in the quantification of the loss of power due to injuries to the upper limb; can assess the outcome of various reconstructive procedures and serves as a tool for rehabilitation. It comes as unique tool where work simulation modules and joint force assessments are integrated into a single construct.

Dr. Latheesh Latheef our FNB trainee played a great part in designing and construction of this equipment.

Presentations



Dr. S Raja Sabapathy

International

1. 22nd-25th Feb 2010. 22nd Congress of the Asian Association of Paediatric Surgeons, Kuala Lumpur, Malaysia.
Invited Plenary Speaker: Delivered the 'Plenary State of the Art Lecture'.
Topic: Management of Limb Injuries in Children.
2. 22nd-25th Feb 2010. 22nd Congress of the Asian Association of Paediatric Surgeons, Kuala Lumpur, Malaysia.
Chairman: Session on 'Paediatric Trauma'.
3. 24th Feb 2010. Dinner meeting with the Hand Surgeons of Kuala Lumpur, Malaysia.
Topic: Pearls and Pitfalls in Microsurgery.
4. 24th-27th June 2010. 2nd Mayo Clinic – Chang Gung Hospital Symposium on Reconstructive Surgery, Mayo Clinic, Rochester, USA.
Honorary Faculty: Cadaver Dissection Workshop
Topic: Pedicled Lower Abdominal Flaps for Upper Limb Defects.
5. 24th-27th June 2010. 2nd Mayo Clinic – Chang Gung Hospital Symposium on Reconstructive Surgery, Mayo Clinic, Rochester, USA.
Honorary Faculty
Topic: Management of Large Segment Combined Loss of Bone and Soft Tissue in the Leg.
6. 24th – 27th June 2010. 2nd Mayo Clinic – Chang Gung Hospital Symposium on Reconstructive Surgery, Mayo Clinic, Rochester, USA.
Honorary Faculty
Topic: Reconstruction of Weight Bearing Heel.
7. 24th-27th Jun 2010. 2nd Mayo Clinic – Chang Gung Hospital Symposium on Reconstructive Surgery, Mayo Clinic, Rochester, USA.
Honorary Faculty
Topic: Coverage of Defects Around the Knee and Elbow.
8. 1st-4th Nov 2010. 11th Triennial Congress of the International Federation of Societies for Surgery of the Hand, Seoul, South Korea.
Invited Faculty: Panel Speaker: Symposium on Soft tissue cover in Upper Extremity.
Topic: Reconstruction of Upper Extremity using Pedicled Perforator Flaps.
9. 1st-4th Nov 2010. 11th Triennial Congress of the International Federation of Societies for Surgery of the Hand, Seoul, South Korea.
Invited Faculty: Panel Speaker: Symposium on Thumb Reconstruction.
Topic: Post Traumatic Pollicisation.
10. 1st-4th Nov 2010. 11th Triennial Congress of the International Federation of Societies for Surgery of the Hand, Seoul, South Korea.
Session Chairperson and Invited Speaker:
Topic: Management of Established Post Burn Hand Deformity.
11. 1st-4th Nov 2010. 11th Triennial Congress of the International Federation of Societies for Surgery of the Hand, Seoul, South Korea.
Panel on Dorsal Cover to the Hand:
Topic: Dorsal Hand Reconstruction with Pedicled SIEA Flap and Posterior Interosseous Flaps.
12. 8th-12th May 2011. University Sans, Kuala Lumpur, Malaysia.
External Examiner: Exit Exam in Plastic Surgery.
13. 8th-12th May 2011. University of Malaysia, Kuala Lumpur, Malaysia.
Guest Lecture to University Students.
Topic: Lessons Learnt in the Last 20 Years in Replantation Surgery.
14. 8th-12th May 2011. University of Malaysia, Kuala Lumpur, Malaysia.
Guest Lecture to University Students.

<p>Topic: Management of Major Injuries of the Upper Limb.</p>	<p>Reconstruction for Amputation Around CMC Joint with Soft Tissue Loss Requiring Prior Groin Flap Cover.</p>
<p>15. 22nd-26th May 2011. International Confederation of Plastic Reconstructive & Aesthetic Surgery(IPRAS), Vancouver, Canada. Invited Faculty: Panel Speaker: Hand Surgery Session.</p>	<p>22. 12th-14th Oct 2011. Inauguration of the Burns & Plastic Surgery Congress, Colombo, Sri Lanka. Invited Faculty: Guest Lecture. Topic: Lower Limb Reconstruction.</p>
<p>16. 22nd-26th May 2011. International Confederation of Plastic Reconstructive & Aesthetic Surgery (IPRAS), Vancouver, Canada. Invited Faculty: Chairperson: Peripheral Nerve Session.</p>	<p>23. 12th-14th Oct 2011. Inauguration of the Burns & Plastic Surgery Congress, Colombo, Sri Lanka. Invited Faculty: Guest Lecture Topic: What does a Hand Surgeon Expect from his Therapist?</p>
<p>17. 22nd-26th May 2011. International Confederation of Plastic Reconstructive & Aesthetic Surgery (IPRAS), Vancouver, Canada. Invited Faculty: Master Class Speaker. Topic: Management of Upper Extremity Injuries.</p>	<p>24. 22nd-26th Feb 2012. International Course on Frontiers in Hand and Upper Limb Reconstruction, Santander, Spain. Invited Faculty: Guest Lecture. Topic: Getting Satisfactory Outcomes in Massively Injured Upper Extremity.</p>
<p>18. 22nd-26th May 2011. International Confederation of Plastic Reconstructive & Aesthetic Surgery(IPRAS), Vancouver, Canada. Panel Speaker : Protecting our Specialty in the 21st Century Session. Topic: Developing a High Quality Centre.</p>	<p>25. 22nd-26th Feb 2012. International Course on Frontiers in Hand and Upper Limb Reconstruction, Santander, Spain. Invited Faculty: Guest Lecture. Topic: Extending the Indications for Major Replantations.</p>
<p>19. 22nd-26th May 2011. International Confederation of Plastic Reconstructive & Aesthetic Surgery (IPRAS), Vancouver, Canada. Podium Presentation: Topic :Reconstruction of Long Segment Flexor Tendon and Nerve Loss in the Forearm Secondary to Electrical Burns Injury.</p>	<p>26. 22nd-26th Feb 2012. International Course on Frontiers in Hand and Upper Limb Reconstruction, Santander, Spain. Invited Faculty: Guest Lecture Topic: Mini Replantations, Worth the Effort?</p>
<p>20. 27th Jun-2nd Jul 2011. Congress of the World Society for Reconstructive Microsurgery (WSRM), Helsinki, Finland. Invited Faculty: Panel Speaker: Replantation Session. Topic: Experience with Replantation and Revascularisation of 92 Avulsion and Crush Avulsion Amputations Proximal to the Wrist.</p>	<p>27. 13th-15th Mar 2012. Annual Plastic Surgery Congress of Oman, Muscat Guest Speaker: Pre-conference Workshop Topic: Basic Principles of Management of Hand Injuries.</p>
<p>21. 27th Jun – 2nd Jul 2011. Congress of the World Society for Reconstructive Microsurgery(WSRM), Helsinki, Finland Podium Presentation: Topic: Second Toe Transfer for Thumb.</p>	<p>28. 13th-15th Mar 2012. Annual Plastic Surgery Congress of Oman, Muscat Guest Speaker: Pre-conference Workshop Topic: Revascularisation / Replantation in Hand Injuries.</p> <p>29. 13th-15th Mar 2012. Annual Plastic Surgery Congress of Oman, Muscat</p>

<p>Guest Speaker: Pre-conference Workshop. Topic: Free Tissue Transfer in the Management of Hand Injuries.</p>	<p>Guest Lecture: Topic: Management of Combined Extensive Soft Tissue and Bone Defects of the Leg.</p>
<p>30. 13th-15th Mar 2012. Annual Plastic Surgery Congress of Oman, Muscat. Guest Speaker: Topic: Reconstruction of Burnt Hand Deformities.</p>	<p>38. 31st May-3rd Jun 2012. Symposium in Reconstructive Surgery, Mayo Clinic, Rochester, Minnesota, USA. Guest Lecture: Topic: Extending the Indications in Major Avulsion Amputation and Obtaining Outcomes.</p>
<p>31. 13th-15th Mar 2012. Annual Plastic Surgery Congress of Oman, Muscat. Guest Speaker: Topic: Management of Common Congenital Hand Anomalies.</p>	<p>39. 31st May-3rd Jun 2012. Symposium in Reconstructive Surgery, Mayo Clinic, Rochester, Minnesota, USA. Guest Lecture: Topic: Management of Complex Injuries in Upper Limb – Our Current Practice.</p>
<p>32. 13th-15th Mar 2012. Annual Plastic Surgery Congress of Oman, Muscat Guest Speaker: Topic: Management of Obstetric Brachial Plexus Birth Palsy.</p>	<p>40. 15th-17th Jun 2012. Annual Congress of the Russian Hand Surgery Society, Tomsk, Siberia. Guest Lecture: Topic: Management of Long Segment Loss of Flexor tendons in Hand and Forearm.</p>
<p>33. 13th-15th Mar 2012. Annual Plastic Surgery Congress of Oman, Muscat Guest Speaker: Topic: Getting Good Outcomes in Major Lower Limb Trauma.</p>	<p>41. 15th-17th Jun 2012. Annual Congress of the Russian Hand Surgery Society, Tomsk, Siberia. Guest Lecture: Topic: Recent Advances in Replantation of Major Crush Avulsion Amputation.</p>
<p>34. 5th-8th Apr 2012. European Federation of Societies for Microsurgery, Paris. Invited Faculty: Panel Speaker Topic: Soft Tissue Loss in Upper Limb.</p>	<p>42. 15th-17th Jun 2012. Annual Congress of the Russian Hand Surgery Society, Tomsk, Siberia. Guest Lecture: Topic: Thumb Reconstruction Following Complex Amputations.</p>
<p>35. 5th-8th Apr 2012. European Federation of Societies for Microsurgery, Paris. Invited Faculty: Panel Speaker Topic: Soft Tissue Reconstruction After Degloving Lesion of the Upper Limb.</p>	<p>43. 15th-17th Jun 2012. Central Traumatology Institute, Moscow, Russia Guest Lecture: Topic: Management of Complex Upper limb injury – Our Current Practice.</p>
<p>36. 15th-18th May 2012. Workshop and International Symposium “Developments in Hand Surgery – Current State of the Art Work”, Bad Neustadt, Germany. Guest Lecture: Topic: Management of Mutilating Hand Injuries.</p>	<p>44. 6th-8th Sept 2012. Annual Meeting of the American Society for Surgery of the Hand, Chicago, USA Invited Faculty: Panel Speaker: Thumb Reconstruction Panel. Topic: Immediate and Elective Pollicisation for Traumatic Thumb Loss.</p>
<p>37. 31st May-3rd Jun 2012. Symposium in Reconstructive Surgery, Mayo Clinic, Rochester, Minnesota, USA.</p>	

45. 8th-9th Oct 2012. Asia Pacific Federation for Reconstructive Microsurgery, Singapore.
Guest Lecture:
Topic: Step by Step Approach to Mutilating Hand Injuries.

46. 10th-13th Oct 2012. Asia Pacific Federation for Surgery of the Hand, Bali, Indonesia.
Guest Lecture:
Topic: Aesthetics in Choice of Flaps in the Hand.

47. 10th-13th Oct 2012. Asia Pacific Federation for Surgery of the Hand, Bali, Indonesia.
Master Class:
Topic: Burn Hand Injury - Integrated Wound Management & Surgical Treatment.

48. 4th-8th Dec 2012. Royal Adelaide Hospital, Australia, Department of Plastic Surgery.
Grand Rounds Speaker:
Topic: Aesthetics Consideration in Choice of Flap Cover to the Hand and Upper Limb.

49. 4th-8th Dec 2012. Royal Adelaide Hospital, Australia, Department of Plastic Surgery.
Grand Rounds Speaker:
Topic: Challenging Thumb Reconstructions.

50. 4th-8th Dec 2012. Royal Adelaide Hospital, Australia, Department of Plastic Surgery.
Grand Rounds Speaker:
Topic: Extending the Frontiers of Replantation Surgery.

51. 4th-8th Dec 2012. Royal Adelaide Hospital, Australia, Department of Plastic Surgery.
Grand Rounds Speaker:
Topic: Secondary Reconstruction of Long Segment Loss of Tendons Following Trauma.

52. 4th-8th Dec 2012. South Australian Hand Society, Annual Meeting, Adelaide.
Guest Speaker:
Topic: Management of Complex Injuries of the Upper Limb – Ganga Hospital Experience-Part I.

53. 4th-8th December 2012. South Australian Hand Society, Annual Meeting, Adelaide.
Guest Speaker:

Topic: Management of Complex Injuries of the Upper Limb - Ganga Hospital Experience - Part II.

National

1. 18th-20th Jan 2010. 7th Asia Pacific Burns Congress and 17th Annual Conference of National Academy of Burns - New Delhi.

Presentation:

Topic: Reconstruction of Long Segment Flexor and Nerve Loss at the Wrist Level Following Electrical Burns.

2. 5th-6th Feb 2010. Annual meeting of the Tamil Nadu and Pondicherry Association of Plastic Surgeons, Pondicherry.

Invited Presentation:

Topic: Management of Congenital Hand Anomalies.

3. 21st Mar 2010. CME of Karnataka State Orthopaedic Association. Mangalore.

Invited Faculty:

Topic: Management of Limb Injuries in Children.

4. 21st Mar 2010. CME of Karnataka State Orthopaedic Association. Mangalore.

Invited Faculty:

Topic: Technique of Doing Abdominal Flaps and Groin Flap.

5. 21st Mar 2010. CME of Karnataka State Orthopaedic Association. Mangalore.

Invited Faculty:

Topic: Protocol for Managing a Major Hand Injury.

6. 21st Mar 2010. CME of Karnataka State Orthopaedic Association. Mangalore.

Invited Faculty:

Topic: Commonly Done flaps in the Fingers.

7. 23rd-24th Apr, 2010. CME of Kerala Plastic Surgery Association, Trivandrum.

Invited Faculty:

Topic: Hand Transplantation – Its Status today.

8. 23rd -24th Apr, 2010. CME of Kerala Plastic Surgery Association, Trivandrum.
Invited Faculty:
Topic: Reconstruction of the Thumb in Congenital Hand Anomalies.
9. 12th Jun, 2010. CME at Sanjay Gandhi Institute for Trauma and Orthopaedics, Bangalore.
Invited Faculty:
Topic: What has and What has not Changed in Trauma Management?
10. 12th Jun, 2010. CME at Sanjay Gandhi Institute for Trauma and Orthopaedics, Bangalore.
Invited Faculty:
Topic: Injuries in Children.
11. 6th-18th Jul, 2010. 10th Biennial Meeting of the Indian Society for Reconstructive Microsurgery, Hyderabad.
Presidential Oration
Topic: Looking Back Two Decades and Facing Forwards.
12. 25th Jul, 2010. Association of Surgeons of India, Trichy Chapter, Tiruchirapalli.
Prof Sarat Chandra Lecture
Topic: How to improve the outcome of limb trauma?
13. 31st Jul to 1st Aug, 2010. First Basic Plastic and Reconstructive Surgery Course in Trauma-Combined Endeavor of All India Institute of Medical Sciences and Ganga Hospital, JPN Apex Trauma Centre, AIIMS, New Delhi.
Course Chairman
Lecture Topic : Basic Microsurgical Suturing.
14. 31st Jul to 1st Aug, 2010. First Basic Plastic and Reconstructive Surgery Course in Trauma-Combined Endeavor of All India Institute of Medical Sciences and Ganga Hospital, JPN Apex Trauma Centre, AIIMS, New Delhi.
Skill Stations Demonstrations: Nerve and Tendon Repair.
15. 31st Jul to 1st Aug, 2010. First Basic Plastic and Reconstructive Surgery Course in Trauma-Combined Endeavor of All India Institute of Medical Sciences and Ganga Hospital, JPN Apex Trauma Centre, AIIMS, New Delhi.
Congress Chairman Presentation:
Topic: An Overview of Microsurgery.
16. 31st Jul to 1st Aug, 2010. First Basic Plastic and Reconstructive Surgery Course in Trauma-Combined Endeavor of All India Institute of Medical Sciences and Ganga Hospital, JPN Apex Trauma Centre, AIIMS, New Delhi.
Congress Chairman Presentation:
Topic: Management of Upper Limb Injuries.
17. 31st Jul to 1st Aug, 2010. First Basic Plastic and Reconstructive Surgery Course in Trauma-Combined Endeavor of All India Institute of Medical Sciences and Ganga Hospital, JPN Apex Trauma Centre, AIIMS, New Delhi.
Congress Chairman Presentation:
Topic : An Approach to Upper Limb Trauma.
18. 22nd Aug, 2010. CME in Hand Surgery, Indore Orthopaedic Society, Indore.
Invited Faculty:
Topic: Soft Tissue Coverage following Compound Fractures of the Extremities.
19. 22nd Aug, 2010. CME in Hand Surgery, Indore Orthopaedic Society, Indore.
Invited Faculty:
Topic: Management of Mutilating Injuries of the Hand and Upper Extremity.
20. 22nd Aug, 2010. CME in Hand Surgery, Indore Orthopaedic Society, Indore.
Invited Faculty:
Topic: Reflex Sympathetic Dystrophy.
21. 22nd Aug, 2010. CME in Hand Surgery, Indore Orthopaedic Society, Indore.
Invited Lecture:
Topic: How to Write a Paper?
22. 6th-8th Sep, 2010. International Congress of the International Trauma Care, New Delhi.
Invited Lecture:
Topic: Improving Trauma outcomes in Polytrauma - The Sub continent experience.

23. 16th Sep, 2010. Armed Forces Medical College, Pune.
Invited Guest Lecture:
Topic: Management of Road Traffic Accidents.
24. 23rd-26th Sep, 2010. Ganga Trauma Course.
Invited talk:
Topic: Soft tissue covers in Open Fractures.
25. 25th-29th Oct 2010. 45th Annual Conference of the Association of Plastic Surgeons of India, Goa.
Invited Faculty: Panel Speaker : Symposium on Trauma Reconstruction
Topic: Judgment making in a Mutilated Hand.
26. 25th-29th Oct 2010. 45th Annual Conference of the Association of Plastic Surgeons of India, Goa.
R N Sharma Symposium: Coverage of the Sole.
Topic: Use of Distally Based Sural Neurocutaneous Flaps for Heel Reconstruction and its Long Term Results.
27. 26th-28th Nov, 2010. 34th Annual Meeting of the Indian Society for Surgery of the Hand, Nashik.
Invited Faculty: Panel Speaker : Symposium on Brachial Plexus injuries.
Topic: Our strategy for the Management of Global Brachial Plexus injury.
28. 26th-28th Nov, 2010. 34th Annual Meeting of the Indian Society for Surgery of the Hand, Nashik.
Invited Lecture :
Topic: Useful Tips in the Management of Congenital Hand Anomalies.
29. 26th-28th Nov, 2010. 34th Annual Meeting of the Indian Society for Surgery of the Hand, Nashik.
Live Surgery Demonstrations: Demonstration of Carpal Tunnel Decompression and Flap Thinning and Secondary Extensor Tendon Reconstruction.
30. 4th Dec, 2010. 35th National Conference of the Association of Oral & Maxillofacial Surgeons of India.
Guest Lecture:
Topic: Management of Polytrauma-The way we do it & Where does a Maxillofacial Surgeon fit in?
31. 10th-12th Dec, 2010. ONCORECON 2010, Tata Memorial Hospital, Mumbai.
Guest Lecture:
Topic: Upper Extremity Flaps.
32. 10th-12th Dec, 2010. ONCORECON 2010, Tata Memorial Hospital, Mumbai.
Guest Lecture:
Topic: Grooming of a Reconstructive Surgeon.
33. 27th-28th Jan, 2011. Aesthetic Surgery Meeting, New Delhi.
APSI President - Key note Address.
34. 1st-4th Feb, 2011. Armed Forces Medical Research College, Pune.
Armed Forces Medical Research Committee Meeting.
35. 15th-18th Feb, 2011. Brachial Plexus Conference, Bangalore.
Panel Speaker:
Topic: Correction of Secondary Shoulder Deformities in OBPP.
36. 15th-18th Feb, 2011. Brachial Plexus Conference, Bangalore.
Panel Speaker:
Topic: My Comprehensive Plan for Managing C5,6,7 Palsy in an Adult.
37. 19th-20th Feb, 2011. Maharashtra State Chapter of Association of Plastic Surgeons of India, Akola
Puranik Oration
Topic : Balancing in Complex Hand Trauma Soft tissues, Tendons, Nerves, Ligaments, Joints and Bones - Priorities and Outcome
38. 25th-28th Feb, 2011. APSI Ethicon Course, Amritsar.
Guest Speaker
Topic: To Salvage or not to Salvage – The decision Making Process in Major Lower Limb Trauma.
39. 11th-13th Mar, 2011. APLAST 2011, Amrita Institute, Kochi.
Guest Speaker
Topic: Hand, Congenital Brachial Plexus.

40. 29th-30th Apr, 2011. Annual Conference of Kerala Plastic Surgery Association (KPSA), Thrissur
Instructional Course Speaker
Topic: Wound Debridement
41. 29th-30th Apr, 2011. Annual Conference of Kerala Plastic Surgery Association (KPSA), Thrissur.
Instructional Course Speaker
Topic: Secondary Surgery in Obstetric Palsy.
42. 29th-30th Apr, 2011. Annual Conference of Kerala Plastic Surgery Association (KPSA), Thrissur.
Guest Lecturer:
Topic: Reconstructive Surgery – Unifying Aesthetics & Function.
43. 15th May, 2011. ASI CME, Erode.
Guest Speaker:
Topic: Recent Advancement in Burns.
44. 24th Jul, 2011. Meeting of the Indian Medical Association, Karur.
Guest Speaker:
Topic: Plastic Surgery – What it Means to a General Practitioner.
45. 5th-11th Sep, 2011. Association of Plastic Surgeons of India (APSICON), Coimbatore.
Presentation:
Topic: Functional Anatomy of The Hand.
46. 5th-11th Sep, 2011. Association of Plastic Surgeons of India (APSICON), Coimbatore.
Presentation:
Topic: Volkmann's Ischemic Contracture.
47. 5th-11th Sep, 2011. Association of Plastic Surgeons of India (APSICON), Coimbatore.
Presentation:
Topic: How do I approach? Secondary Reconstruction following Trauma.
48. 17th-18th Sep, 2011. Command Hospital, Air Force, Bangalore – CME on Approach to Trauma
Guest Lecture:
Topic: Maximising outcome with minimum resources.
49. 3rd-5th Nov, 2011. Post Graduate Department of Plastic Surgery, CSM Medical University, Lucknow.
Dr. SK Bhatnagar Oration:
Topic: Obtaining Good Outcome in Trauma Reconstructive Surgery.
50. 11th-12th Nov, 2011. All India Institute of Medical Sciences, New Delhi.
Guest Lecture:
Topic: Obtaining Maximum Outcome with Minimum Resources.
51. 17th-20th Nov, 2011. Association of Surgeons of India - Gujarat Chapter.
Dr. PK Bilwani Oration:
Topic: Improving Hand Function Following Hand Burns.
52. 25th-27th Nov, 2011. 35th Annual Conference of the Indian Society for Surgery of the Hand, Manipal.
Guest Lecture:
Topic: Current Evidences Guiding our Hand Surgery Practice.
53. 25th-27th Nov, 2011. Annual Conference of the Indian Society for Surgery of the Hand, Manipal.
Guest Lecture:
Topic: Secondary Reconstruction in Replants.
54. 11th Dec, 2011. Indian Academy of Paediatrics, Coimbatore .
Sivasubramaniam Oration:
Topic: Paediatric Trauma - Role of Plastic Surgery.
55. 12th- 15th Jan, 2012. Indian Society for Reconstructive Microsurgery, Aurangabad.
Guest Lecture:
Topic: Functional Restoration in Mutilated Upper Limb Injuries.
56. 3rd-6th Feb, 2012. National Academy of Burns Conference (NABICON), New Delhi.
Guest Lecture:
Topic: Surgical Management of Post Burn Deformities of Hand.

57. 3rd-6th Feb, 2012. National Academy of Burns Conference (NABICON), New Delhi.
Guest Lecture:
Topic: Microsurgical reconstruction of burnt hand.

58. 3rd-6th Feb, 2012. National Academy of Burns Conference (NABICON), New Delhi.
Guest Lecture:
Topic: Principles in the management of hand contractures.

59. 11th Apr, 2012. Department of Plastic Surgery, Madurai Medical College, Madurai.
Sam C Bose Oration
Topic: Making a Difference with Reconstructive Surgery.

60. 3rd-4th Aug, 2012. International Medical Sciences Academy (IMSA) Conference, Bangalore
Guest Speaker:
Topic: How Reconstructive Microsurgery has Improved Outcomes in Limb Surgery Management?

61. 28th-30th Sep, 2012. Annual Conference of the Indian Society for Surgery of the Hand, Amritsar
Guest Speaker:
Topic: Setting up a successful Hand Unit.

62. 20th Oct, 2012. Vision 2020 - The Right to Sight Annual Meeting at Aravind Eye Hospital Madurai.
Guest Speaker
 Seminar on Leadership - Learning from Successful Practices from non-eye care institutions
Topic: High volume service delivery.



Dr. Ravindra Bharathi

1. 25th-29th Oct, 2010. 45th Annual Conference of the Association of Plastic Surgeons of India, Goa.
Paper Presentation:
Topic: Management of Frontal Sinus Injuries – Our Experience.

2. 25th-29th Oct, 2010. 45th Annual Conference of the Association of Plastic Surgeons of India, Goa.
Paper Presentation:
Topic: Heterotopic Replantation of Digits to Reconstruct the Thumb.

3. 25th-29th Oct, 2010. 45th Annual Conference of the Association of Plastic Surgeons of India, Goa.
Paper Presentation:
Topic: Total Degloving Injuries of Hand.

4. 12th-13th Feb, 2011. 10th Annual Conference of the Tamil Nadu and Pondicherry Association of Plastic Surgeons, Kodaikanal, Tamil Nadu.
Paper Presentation:
Topic: Management of Frontal Sinus Injuries – Our Experience.

5. 10th-11th Apr, 2011. Madras Medical College, Department of Plastic Surgery.
Invited Faculty: Flap Dissection Workshop.

6. 5th-11th Sep, 2011. APSI-Ethicon Sponsored Pre-Conference Course, Ganga Hospital, Coimbatore.
Invited Lecture:
Topic: Hand Infections.

7. 5th-11th Sep, 2011. Annual Conference of the Association of Plastic Surgeons of India, Coimbatore.
Chairman : Scientific Committee.

8. 4th-8th Nov, 2012. 47th Annual Conference of the Association of Plastic Surgeons of India, Lucknow.
Paper Presentation:
Topic: Free Flap Reconstruction in Salvage of Diabetic Foot.



Dr. Hari Venkatramani

International

1. 31st-4th Nov, 2010. 10th Conference of the International Federation of Societies for Surgery of

the Hand (IFSSH), Seoul, South Korea.

Invited Faculty: Panel Speaker :

Topic: Suprascapular Approach in the Management of Thoracic Outlet Syndrome.

2. 31st-4th Nov, 2010. 10th Conference of the International Federation of Societies for Surgery of the Hand (IFSSH), Seoul, South Korea.

Guest Lecture:

Topic: Functional Outcome of Replantation and Revascularizations of Major Crush Avulsion amputation of upper limb.

3. 31st-4th Nov, 2010. 10th Conference of the International Federation of Societies for Surgery of the Hand (IFSSH), Seoul, South Korea.

Guest Lecture:

Topic: Restoration of Shoulder Abduction and Elbow Flexion Following Upper Limb.

4. 27th Jun-2nd Jul, 2011. Annual Meeting of the World Society for Reconstructive Microsurgery (WSRM), Helsinki, Finland.

Podium Presentation:

Topic: Vascularised Bone Transfer for Long Bone Defects in Upper Limb.

5. 27th Jun-2nd Jul, 2011. Annual Meeting of the World Society for Reconstructive Microsurgery (WSRM), Helsinki, Finland.

Podium Presentation:

Topic: Use of recipient Vessel in adductor canal for cover of complex knee defects.

6. 10th-13th Oct, 2012. Asia Pacific Federation for Surgery of the Hand, Bali, Indonesia.

Guest Lecture:

Topic: Vascularised Free fibula transfer for long segment bone loss in Upper Limb.

National

1. 6th–18th Jul, 2010. 10th Biennial Meeting of the Indian Society for Reconstructive Microsurgery, Hyderabad.

Guest Lecture:

Topic: Fingertip Replantation.

2. 6th–18th Jul, 2010. 10th Biennial Meeting of the Indian Society for Reconstructive Microsurgery, Hyderabad.

Invited Faculty in Live Surgery Workshop:

Topic: Demonstration of Free functioning Gracilis Muscle Transfer.

3. Sep 2010. CME and Workshop on Microsurgery and Brachial Plexus Surgery, Jabalpur

Guest Lecture:

Topic: Microsurgical Reconstruction in Pediatric Limb Trauma.

4. Sep 2010. CME and Workshop on Microsurgery and Brachial Plexus Surgery, Jabalpur.

Invited Faculty in Live Surgery Workshop:

Topic: Live Demonstration of Anterolateral Thigh Flap and Brachial Plexus Reconstruction.

5. 6th-28th Nov, 2010. 34th Annual Meeting of the Indian Society for Surgery of the Hand, Nashik,

Guest Lecture:

Topic: Functional Outcome of Replantation and Revascularizations of Major Crush Avulsion Amputation of Upper Limb.

6. 25th-27th Nov, 2011. 35th Annual Conference of the Indian Society for Surgery of the Hand, Manipal.

Guest Lecture:

Topic: Multidigit Replantation.

7. 13th-15th Jan, 2012. 11th Biennial Conference of the Indian Society for Reconstructive Microsurgery, Aurangabad.

Guest Lecture:

Topic: Micro Surgeons should continue with microsurgery and not shift to cosmetic surgery (Debate).

8. 13th-15th Jan, 2012. 11th Biennial Conference of the Indian Society for Reconstructive Microsurgery, Aurangabad.

Podium Presentation:

Topic: Free Tissue Transfer Using Recipient Vessels in the Adductor Canal for Complex Knee Cover.

9. 13th-15th Jan, 2012. 11th Biennial Conference of the Indian Society for Reconstructive Microsurgery, Aurangabad.
Podium Presentation:
Topic: Free Fibula Transfer for Long Segment Loss in Upper Limb.

10. Mar 2012, APLAST 2012. Amrita Institute of Medical Sciences, Kochi.
Guest Lecturer:
Topic: Flexor Tendon Injuries.

11. Mar 2012, APLAST 2012. Amrita Institute of Medical Sciences, Kochi.
Guest Lecture:
Topic: Extensor Tendon Injuries.

12. Jul 2012 Ganga Instructional Course in Management of Mutilated Injuries of Lower extremities, Ganga Hospital, Coimbatore.
Guest Lecture:
Topic: Management of Combined Bone and Soft Tissue Loss in Lower Limb.

13. Jul 2012, Ganga Instructional Course in Management of Mutilated injuries of Lower extremities, Ganga Hospital, Coimbatore.
Guest Lecture:
Topic: Soft Tissue Reconstruction in Lower Limb.

14. Jul 2012, Basic Hand Surgery Course of ISSH, Nashik.
Guest Lecture:
Topic: Management of Flexor Tendon Injuries.

15. Jul 2012, Basic Hand Surgery Course of ISSH, Nashik.
Guest Lecture:
Topic: Management of Peripheral Nerve Injuries.

16. Jul 2012, Basic Hand Surgery Course of ISSH, Nashik.
Guest Lecture:
Topic: Skin grafting in Hand injuries.

17. Jul 2012, Basic Hand Surgery Course of ISSH, Nashik.
Guest Lecture:
Topic: Physiotherapy Protocol Following Tendon Injuries.

18. 4th-8th Nov, 2012, 47th Annual Conference of the Association of Plastic Surgeons of India, Lucknow.
Guest Lecture:
Topic: Vascularised Free Fibula Transfer for Long Segment Bone Loss in Upper Limb.



Dr. Babu Bajantri

1. 25th-29th Oct, 2010. 45th Annual Conference of the Association of Plastic Surgeons of India, Goa.
Podium Presentation:
Topic : Technical Considerations in Propeller Flap for Leg Defects in Trauma.
2. 20th-23rd Jan, 2011. 19th Annual Conference of the National Academy of Burns, Chennai.
Podium Presentation:
Topic: Use of Propeller Flap in the Management of Post Burn Elbow Contracture.
3. 7th-11th Sep, 2011. 46th Annual Conference of the Association of Plastic Surgeons of India, Coimbatore.
Guest Lecture:
Topic: Propeller Flaps in Leg Defects.
4. 2011. S.N. Medical College, Bagalkot.
Invited Faculty: CME and Workshop on Polytrauma.
Topic: Role of Plastic Surgeon in Trauma Care.
5. 28th-30th Sep 2012. 36th Annual Conference of the Indian Society for Surgery of the Hand, Amritsar.
Guest Lecture:
Topic: Groin Flap Revisited.
6. 26th Apr, 2012. M S Ramaiah Advanced Learning Center (M S Ramaiah Medical College & Hospital), Bangalore.
Invited Faculty:
Topic : Cadaver Workshop in Hand Surgery.

7. 2012. Institute of Medical Sciences, Hubli, Karnataka.

Invited Faculty:

Topic : Cadaver Workshop on flaps.



Dr. Praveen Bhardwaj



Dr. Kannan Balaraman

1. Aug 2010. Tanjore Brach IDA.

Invited Speaker:

Topic: Medical Emergencies in the Dental Office.

2. Sep 2010. Trauma Care Conference, New Delhi.

Invited Speaker:

Topic: Recent Advances in the Management of Maxillofacial Trauma.

3. March 2011. IDA, Coimbatore Branch.

Invited Speaker:

Topic: Medical Emergencies in the Dental Office.

4. April 2011. Bio Implants Symposium, PSG College of Technology, Coimbatore.

Invited Speaker:

Topic: Bio implants in Maxillofacial Surgery.

5. Jun 2011. 15th Midterm AOMSI Conference & 2nd National PG Convention, Kanyakumari.

Invited Speaker:

Topic: Management of Frontal Sinus Fracture.

6. Nov, 2011. 26th AOMSI Conference, New Delhi.

Invited Speaker:

Topic: Management of Fronto Naso Ethmoid Fractures.

7. Aug 2012. IDA, Udumalpet Branch.

Invited Speaker:

Topic: Management of Medical Emergencies in the Dental Office.

8. Nov 2012. 37th AOMSI Conference, Hyderabad.

Invited Speaker:

Topic: Management of Post Traumatic Soft Tissue defects of the face.

1. 31st Oct – 4th Nov 2010. International Federation of Societies for Surgery of the Hand, Seoul, South Korea.

Podium Presentation:

Topic: Functional Outcome of One Bone Forearm Reconstruction in Complex Forearm Injuries.

2. 26th–28th Nov, 2010. 34th Annual Conference of the Indian Society for Surgery of the Hand, Nashik.

Podium Presentation:

Topic: Value of Soft Tissue Release Procedures to Improve Shoulder Abduction in Brachial Plexus Birth Palsy.

3. 16th-18th Feb, 2011. Biennial Conference of the Brachial Plexus Group of India, Bangalore.

Podium Presentation:

Topic: Correlation Between the Clinical and CT Scan Parameters for Shoulder Deformities in Birth Brachial Plexus Palsy.

4. 5th-6th Sep, 2011. APSI Ethicon Hand Course of the Association of Plastic Surgeons of India, Coimbatore.

Podium Presentation:

Topic: Radiology of the Wrist- How to Read a Wrist X-Ray.

5. 5th-6th Sep, 2011. APSI Ethicon Hand Course of the Association of Plastic Surgeons of India, Coimbatore.

Podium Presentation:

Topic: Assessment of Hand in Cerebral Palsy.

6. 5th-6th Sep, 2011. APSI Ethicon Hand Course of the Association of Plastic Surgeons of India, Coimbatore.

Podium Presentation:

Topic: Tendon Transfers for Radial Nerve Palsy.

7. 25th-27th Nov, 2011. 35th Annual Conference of the Indian Society for Surgery of the Hand, Manipal.

Podium Presentation:

Topic: Correlation Between the Clinical and CT Scan Parameters for Shoulder Deformities in Birth Brachial Plexus Palsy.

8. 10th-13th Oct 2012. Asia Pacific Federation for Surgery of the Hand, Bali, Indonesia Podium

Presentation:

Topic: Supination Deformity of the Forearm in Birth Brachial Plexus palsy.

9. 2nd Sep 2012. CME on current update in Hand and Wrist Surgeries and Live Workshop- at SPOT hospital, Chennai.

Invited Faculty:

Topic: Clinical Examination of the Wrist Joint.

10. 2nd Sep 2012. CME on Current Update in Hand and Wrist Surgeries and Live Workshop - at SPOT Hospital, Chennai.

Invited Faculty:

Topic: Reading a Wrist X-Ray.

11. 2nd Sep 2012. CME on current update in Hand and Wrist Surgeries and Live Workshop- at SPOT Hospital, Chennai.

Invited Faculty:

Topic: Carpal Instability- An overview.

12. 2nd Sep 2012, CME on current update in Hand and Wrist Surgeries and Live Workshop.

Invited Faculty:

Topic: Performed live surgeries for Scaphoid Non-Union and Tendon Transfer for Old Radial Nerve Palsy.

13. 28th-30th Nov 2012, SICOT- Orthopaedic World Congress, Dubai.

Invited Faculty:

Topic: Perilunate Injuries - An Update.

14. 22nd Dec 2012, National Hand Surgery Conference, Bangladesh.

Invited Faculty:

Topic: Perilunate Dislocations.

15. 22nd Dec 2012, National Hand Surgery Conference, Bangladesh.

Invited Faculty:

Topic: Tendon Transfer for Radial Nerve Palsy.

16. 22nd Dec 2012, National Hand Surgery Conference, Bangladesh.

Invited Faculty:

Topic: Assessment of Hand in Cerebral Palsy.

17. 22nd Dec 2012, National Hand Surgery Conference, Bangladesh.

Invited Faculty:

Topic: Secondary Procedures in Birth Brachial Plexus Palsy.

18. 22nd Dec 2012, National Hand Surgery Conference, Bangladesh.

Invited Faculty:

Topic: Opponensplasty - Options Available and Decision Making.

19. 22nd Dec 2012, National Hand Surgery Conference, Bangladesh.

Invited Faculty:

Topic: Claw Correction-How to Choose from Many Available.

20. 22nd Dec 2012, National Hand Surgery Conference, Bangladesh.

Invited Faculty:

Topic: Congenital Hypoplastic Thumb.

21. 22nd Dec 2012, National Hand Surgery Conference, Bangladesh.

Invited Faculty:

Topic: Management of the Volkmann Ischemic Contracture.



Dr. Sanjai Ramkumar

1. 13th-15th Jan, 2012. 11th Biennial Conference of the Indian Society for Reconstructive Microsurgery, Aurangabad.

Podium Presentation:

Topic: ALT flaps for upper limb reconstruction.



Dr. Vimalambiga Ramasamy

1. 24th-26th Nov 2011, 36th Annual Conference of the Association of Maxillofacial Surgeons of India (AOMSI), New Delhi.

Podium Presentation:

Topic: Mid Face Fractures - Challenges in Treatment



Dr. Dharshan

1. 25th-27th Nov, 2011. 35th Annual Conference of the Indian Society for Surgery of the Hand, Manipal.

Podium Presentation:

Topic: A retrospective epidemiological study of 304 brachial plexus injuries treated over 9 years.



Dr. Binoy

1. 26th – 28th Nov, 2010. 34th Annual Conference of the Indian Society for Surgery of the Hand, Nashik.

Podium Presentation:

Topic: Functional Outcome of One Bone Forearm Done in Salvage Situations.

2. 25th-27th Nov, 2011. 35th Annual Conference of the Indian Society for Surgery of the Hand, Manipal.

Podium Presentation:

Topic : Assessment of Functional outcome in Major Replantations of Upper Limb.



Dr. Raja Shanmuga Krishnan

1. 4th – 8th November 2012. Annual Conference of the Association of Plastic Surgeons of India, Lucknow.

Podium Presentation:

Topic: Functional and Cosmetic Outcome of Nonvascularized Free Toe Phalanx Transfer for Digital Reconstruction in Congenital Hypoplastic Digits.



Dr. Madhu Periasamy

1. Surgical interventions for the Diabetic foot ulcer Continuing Medical Education - Erode IMA.
2. Salvaging the Unsalvageable - The role of Microsurgical Free flaps in the Diabetic foot. DFSICON 2012 - Hyderabad.

Teaching & Training



it is our goal to educate our young surgeons to be the best of the best. We continue to learn from our fellows and it is our hope that our students will become even better than their teachers.

Dr. Harold E Kleinert

Ganga Microsurgery Laboratory



Every trainee has the potential for changing the lives of people

The microsurgical laboratory was started in 2000 with the aim of providing the best of training in microsurgery. The course has greatly benefitted both budding surgeons as well as experienced microsurgeons who look to further hone their surgical skills. It has become a popular destination for the week long full time basic microsurgical course.

Dr. Mathew George,
MBBS, D.Ortho, DNB

It was wonderful experience on working under microscope, first time hands on experience of microsurgical suturing and Ganga Hospital has a world class microsurgical lab, instructor Mr. Ravi is excellent teacher, set up is user friendly.

Dr. Guru Bhushan
MS, MCh (Plastic)

Excellent course, excellent set up and marvellous video. Had a great time learning microsurgical skills. Keep it up and many thanks.

Dr. Bhushan V. Jayade
MDS, FDSRCS, FFDRCSI

Microvascular Surgical Training at Ganga Hospital has been a great experience for me. Although, I have done this course before, this was a fantastic learning experience. The quality of the microscopes & instruments was superb.

Dr. Duretti Fufa M.D. (Ortho)
Washington University, USA

In two weeks I have grown not only as a microsurgeon but as a surgeon in general. The micro course was very well run and very instructive. Beyond the practical skills gained which were many, I very much enjoyed learning the philosophies of practice at Ganga Hospital.

Dr. Chaturvedi Vare MBBS
Royal Manchester Childrens Hospital, UK

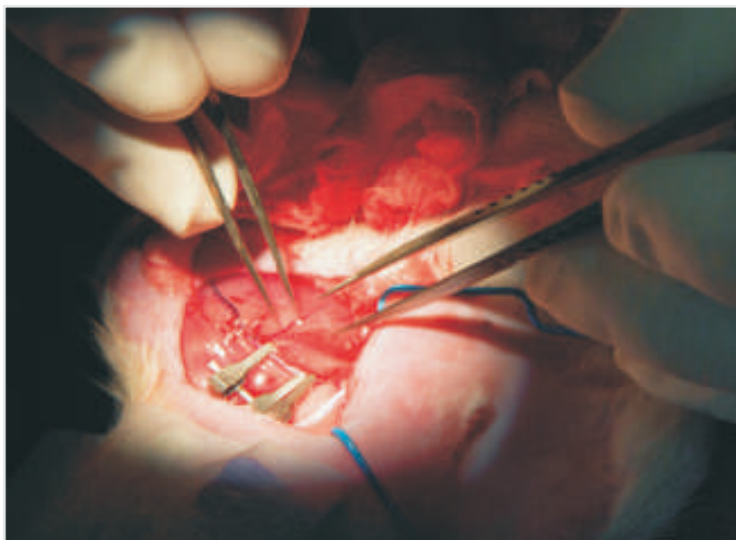
The hands-on experience with plenty of time at hand made the course different from other courses. Worth every penny and every minute spent. I would definitely recommend to my colleagues/friends.

542

The number of surgeons who have undertaken the course so far

International Trainees (41 Countries)

Australia	Indonesia	Nigeria	Sri Lanka
Bangladesh	Iraq	Norway	Sweden
Belgium	Italy	Oman	Syria
Brazil	Japan	Pakistan	Tanzania
Colombia	Jordan	Panama	Turkey
Denmark	Kenya	Poland	UAE
Dubai	Malaysia	Qatar	UK
Germany	Morocco	Russia	Ukraine
Ghana	Myanmar	Singapore	USA
Hong Kong	Nepal	South Africa	Vietnam
			Yemen



Trainees from across India (96 Cities)

Agra	Hoshiarpur	Nasik
Ahmedabad	Hubli	Nagpur
Ahmednagar	Hyderabad	Navsari
Aligarh	Hissar	Nodia
Amristar	Idukki	Patna
Aurangabad	Indore	Panchkula
Bangalore	Jammu	Perinthalmanna
Baroda	Jaipur	Pondicherry
Belgaum	Jalandhar	Pune
Bellary	Jamnagar	Ranchi
Bhadohi	Jodhpur	Rohtak
Bharuch	Kannur	Salem
Bhavnagar	Kasargod	Shillong
Bhilai	Kanpur	Sonepat
Bhopal	Kochi	Srinagar
Bhubaneswar	Kolhapur	Surat
Chandigarh	Kolkata	Thanjavur
Chennai	Koppal	Thrissur
Chattishgarh	Kottayam	Thiruvalla
Chickmangalore	Kozhikode	Tirunelveli
Chidambaram	Latur	Tirupathi
Coimbatore	Lucknow	Tirupur
Coonoor	Ludhiana	Trichy
Dehradun	Maduri	Trivandrum
Delhi	Mahabubnagar	Udaipur
Dharwad	Malkapur	Utharakhand
Dhule	Mangalore	Vapi
Ernakulam	Manipal	Varanasi
Faridabad	Mayiladurai	Vellore
Goa	Meerut	Visakhapatnam
Gulbarga	Mumbai	Wardha
Guntur	Nagercoil	Yavatmal

How to apply?

The greatest advantage about the course is that it happens throughout the year. At one time 4 people can take up the course. A trainee can get to choose and fix any week that is mutually convenient by e-mailing us at

rajahand@vsnl.com



Mr Ravi is the specially trained lab technician who oversees and coordinates the activity of the course.

Ganga Hospital- Johnson & Johnson

Visiting Professorship

Ganga Hospital values the input provided by the visitor's vision. To provide us guidance and set our goals for the future, we founded the Ganga Hospital - Johnson & Johnson Visiting Professorship in the year 2005. This gave us the opportunity to invite a luminary in the field of Plastic Hand & Reconstructive Microsurgery to spend a few days with us sharing their wealth of experience.

List of Ganga Hospital-J & J Visiting Professors

Prof. Lam Chuan Teoh	Singapore	2005
Prof. Michael Tonkin	Australia	2006
Prof. Stevan L Moran	USA	2007
Prof. Chih-Hung Lin	Taiwan	2008
Prof. Andrew Burd	Hong Kong	2009
Prof Scott Kozin	USA	2013

2010

Peter C. Neligan MB, FRCS(I), FRCSC, FACS
Professor, Department of Surgery, Division of Plastic Surgery
University of Washington, Seattle, USA

*"It has been such a pleasure to come and visit your wonderful hospital. What you have built is truly a credit to you and a wonderful resource to the community."
30th April to 5th May, 2010*



2011



Pankaj Tiwari, M.D.
Assistant Professor, Division of Plastic Surgery
The Ohio State University. Columbus, OH, USA

"I am deeply honoured and humbled at the opportunity I have been given to visit Ganga hospital. Here are some of the finest surgeons that I have ever had the pleasure of working with." 14th April to 17th April, 2011

2012

Kevin C. Chung, MD, MS
Professor of Surgery, University of Michigan Health System.
Ann Arbor, Michigan, USA

*"Thank you Raja and all the Colleagues at Ganga Hospital. The efficiency and quality of care is in full display ranging from the staff all the way to the senior leadership. You should be proud of your achievements."
8th August to 12th August, 2012*



Ganga Hospital – Johnson & Johnson Fellowship in Hand and Reconstructive Microsurgery

The educational initiative started in the 2002 is very popular and enables two promising young surgeons to spend two months in the unit. They participate in all the clinical and academic activities of the department and on return serve as wonderful ambassadors of the unit. All of them have found the experience gained during their stay useful in their day to day practice.



ETHICON
a Johnson & Johnson company

Ganga Hospital- Johnson & Johnson Fellow 2010



Dr. Nikhil Panse

Assistant Professor,
Dept. of Plastic Surgery
B.J Medical College &
Sassoon Hospital
Pune, India

Right from interdisciplinary management, documentation in the form of paper work as well as photographic records, data maintenance and presentation and publication of the work at various national and international journals and conferences, Ganga hospital teaches you how to do the things the ideal way. Training in Plastic surgery in India is incomplete without a Ganga hospital experience.



Dr. Nirajan Prasad Parajuli

Orthopaedic Surgeon & Lecturer
Kathmandu University Hospital
Dhulikhel, Nepal

The number, volume and variety of cases coming to Ganga Hospital is awesome. The number of cases done in operating theatre is fantastic. Micro course in micro skill lab was very good and helpful to beginners like me."

Ganga Hospital - Johnson & Johnson Fellow 2011



Lt Col Sanjay Maurya

Classified Specialist (Surgery) &
Plastic & Reconstructive Surgeon,
Dept. of Plastic & Reconstructive
Surgery Command Hospital (SC)&
Armed Forces Medical College
Pune, India

"Visit to Ganga Hospital has been the best thing that could happen to me as a Plastic Surgeon. It is an Institute which is an epitome of success and team work and a temple of learning the art and craft of plastic surgery. I take home your message "Strengthened by skills, Powered by team work and Driven by values."



Dr. M.K.P. Vipula Asanga Perera

Senior Registrar in Plastic
Surgery Unit – Lady Ridgeway
Hospital, Colombo, Sri Lanka

"Two months of my fellowship is really invaluable. It unwrapped totally different aspect of surgery. GANGA HOSPITAL is a paradise of surgical treasure, and it's positive attitude (phenomenally positive) is remarkable. Ganga Hospital took India to the world, and I leave you with the intension of taking Sri Lanka to the world."

Ganga Hospital - Johnson & Johnson Fellow 2012



Dr. D. Bishal Karki

Registrar,
Dept. of Burns & Plastic Surgery,
Kathmandu Model Hospital
Kathmandu, Nepal

The things that I've learned from here have certainly changed my way of thinking and I can feel the difference in me now and 2 months before. I've understood the importance of hard work and its implications in patient's quality care.



Dr. Amit Agarwal

Sushrut Institute of
Plastic Surgery
Lucknow (U.P)

This combined endeavour by J & J and Ganga Hospital is indeed very helpful for Junior Plastic Surgeons like me who are fresh from their training but still lack the instinct of apt management of Hand and Brachial Plexus Injuries. Leaving this place after 2 months fills me with mixed feelings – a moment of sadness as I have to leave this institute and go back and on the other hand - a satisfied feeling in my mind as I learned for what I came for.

Bruce Bailey Traveling Fellowship



Mr Bruce Bailey, Retired Senior Consultant Plastic Surgeon at Stoke Mandeville Hospital, United Kingdom passed away in April 2001. He was responsible for training many Plastic Surgeons from India including Dr S Raja Sabapathy. He opened the windows of opportunities for many young surgeons from our country. In the memory of this great man "Bruce Bailey Traveling Fellowship" was set up by Ganga Hospital.

Bruce visited India many times and loved it. It was felt that setting up a Fellowship to enable a British Trainee visit our unit for a period of 6 to 8 weeks is a good way to keep the memory of the great man alive. It surely will build bridges between the two countries to mutual advantage. The fellowship is recognized and announced in the newsletters of the British Association of Plastic Surgeons and the British Society for Surgery of the Hand for the information of the interested candidates.



Dr. Raja Sabapathy with Mr. Bruce Bailey (1989)

Bruce Bailey Fellow - 2010



Mr. Philip Mathew

Registrar to Prof. Carlstedt
Peripheral Nerve Injury Unit
Royal National Orthopaedic
Hospital Stanmore, UK

"Smiling faces and Good Morning Sir" and a hearty breakfast – what better way to start the day. The enthusiasm and camaraderie is infectious. As Hari put it "Ganga Hospital is my soul!. Beyond the philosophy and ideals, beyond the interesting work done daily to high standards, beyond the fabulous microlab and the state of art microsurgery done here – lies a truly great institution lead by a truly inspiring leader who leads by example. I am indeed fortunate and blessed to have had this opportunity to enlighten myself as a doctor, as a student, as a teacher, as an observer, as a Surgeon, as a friend, as a colleague and more importantly as a human being in this truly "wealthy" institution. Saddened by the need to depart and reassured by the knowledge that our paths will come again. I wish you all my dear friends, colleagues and teachers farewell and God Bless".

Bruce Bailey Fellow – 2011



Mr. Dominic Furniss

Clinical Lecturer,
Department of Plastic and
Reconstructive Surgery,
University of Oxford,
John Radcliffe Hospital, UK

"Where to begin? I am greatly honoured to have been the 9th Bruce Bailey Fellow. In my short time at Ganga, I have learnt so much from so many. Of course, the clinical experience here is unparalleled in scope, quantity and quality. As I remarked on my first day, you seem to have stolen all of the interesting cases from back home and concentrated them into a single ward round! I soon realised that this theme would continue for my entire stay. But I have learnt so much more than just clinical knowledge. – the hard working, "can do" attitude and philosophy that pervades the hospital comes from excellent leadership, which is truly inspiring and must be replicated. The deep thought and compassion that goes into individual patient care, and also into the practice of surgery in general, is a model for surgeons worldwide. Finally, I promise to always "do the ordinary cases extraordinarily well".

Bruce Bailey Fellow – 2012



Mr. Adam Michal

Sierakowski

Plastic Surgery Guy's and
St Thomas' Hospital, London, UK

"Thank you Dr. Sabapathy for giving me the opportunity to spend 7 weeks at your amazing Unit. The whole Ganga team have made me feel so welcome. I came here having just taken my FRCS (Plast) Part I exam and thought I knew a fair bit about plastic surgery – How wrong!! The work you do here has opened my eyes and I'm sure I will be a better Plastic Surgeon for it. I have particularly enjoyed learning about your techniques in microsurgery. It is my mission to go back to the UK and be able to replant a finger in under 2 hours one day!!"

Ganga Hospital – Carl Zeiss Fellowship in Hand & Reconstructive Microsurgery



We make it visible.

Established in the year 2003 this carries a fellowship grant of Rs 50,000. Every year two selected fellows spend the months of January and February in the unit. Through them, we reach out to patients far beyond, pushing the boundaries of care. The industry leaders also feel that one of the best and consistent training programmes they are associated is with our department.

Ganga Hospital - Carl Zesis Fellow - 2010



Dr. Abhijeet Wahegaonkar

Consultant Hand Surgeon
Sancheti Institute
Pune, Maharashtra

Ms. Sharmila Jivan

Dept. of Plastic and Reconstructive
Surgery, Leeds General Infirmary,
Leeds, UK

"I am so privileged and honoured to have been here as a Carl Zeiss Fellow. Thank you for everything".

"I would like to thank all the staff of Ganga Hospital for making me feel so welcome. I really enjoyed getting to know the people and ethics of Ganga."

Ganga Hospital - Carl Zesis Fellow - 2011



Dr. Samrat K. Taori

Plastic Surgeon,
N.R. Taori Hospital,
Nagpur, Maharashtra



Dr. Alvaro Hernan Rodriguez

Junior Resident in Plastic Surgery
Universidade Federal Fluminense
Brazil

The Ganga Hospital - Carl Zeiss Fellowship gave me comprehensive exposure in hand, Brachial plexus, reconstructive surgery and microsurgery. I had immense learning experience in the enthusiastic and skilled operating room, the busy and diverse outpatient department and a sincere and well equipped physiotherapy unit. I go from here enlightened and inspired".

"How can I thank Ganga Hospital and Carl Zeiss Group for this great opportunity? There are not enough words to do it. This experience has been one of the most remarkable of my life. Here they do amazing things in such an easy way that gave me the confidence to try to do it back home. I am going back to Colombia with my bags full of knowledge and my heart full of inspiration from the wonderful institution."

Ganga Hospital - Carl Zesis Fellow - 2012



Dr. Helena Van Dam

Hand Surgeon
St. Andrew's Hospital
Chelmsford, UK



Dr. Kingsly Paul

Professor
Dept. of Plastic Surgery,
Christian Medical College, Vellore

"My Fellowship here at Ganga has been a rewarding and unforgettable experience. The wealth of knowledge & expertise on offer here is unparalleled & proves that quality & quantity can go hand in hand. Ganga should be commended for extending an open invitation for all to visit, bringing together surgeons from around the world, all in the name of progress of our specialty. An opportunity not to be missed."

"An excellent opportunity to see a hospital which treats all the aspects of hand surgery from finger tip injury to Brachial Plexus, lower limb injuries apart from clefts & some aesthetic surgery. I can see the fruits of Plastic surgery wedded to orthopaedics. Rewarding experience: good work load."

Courses of the National Board of Examinations



The Department of Plastic Surgery, Hand and Reconstructive Micro Surgery has been recognised by the National Board of Examinations to conduct the Post graduate course in Plastic Surgery leading to the award of the degree DNB in Plastic Surgery and a two year post doctoral fellowship course in Hand Surgery leading to award of FNB in Hand and Microsurgery. Presently we have been sanctioned three seats in each of these courses every year.

DNB Plastic Surgery Trainees



Dr. Anuradha
Patil



Dr. Saumyakumar
Nayak



Dr. Vivekanand
Chandrashekar



Dr. Karnav Bharat
Panchal



Dr. Smita
Eknath Dhane



Dr. Raja
Shanmuga Krishnan



Dr. Sonale
Vivekanand Thukaram

Dr. Anuradha Patil successfully completed the DNB exams in 2011.

FNB Hand and Microsurgery Trainees



Dr. V. Oommen



Dr. Amit Kumar Vyas



Dr. Latheesh Latheef



Dr. PS Binoy



Dr. Darshan Kumar Jain



Dr. Amit Mittal



Dr. Srikanth Varma



Dr. Sathyanarayana
Reddy

Ganga Hospital Fellowship for Bangladesh Hand Surgeons

A one year fellowship is sponsored by the Department of Plastic Hand and Microsurgery of Ganga Hospital to enable young surgeons from Bangladesh to train in Trauma Reconstructive Surgery. Started in the year 2006, the fellow is selected by a team comprising of Prof. Kairi and Prof. Kalam to undertake training with the sanction of the Government of Bangladesh. The candidates on their return have done good service in their areas.



Dr Krishna Priya Das

Asst. Professor,
Dhaka, Bangladesh

It is very difficult to have enough words to express the experience had in this hospital and in Ganga family. I have learned much more than Hand and Reconstructive Microsurgery. My fellowship here at GANGA Hospital has been a rewarding and unforgettable experience. Ganga Hospital is an example of patient care & education, knowledge going parallel to each other. I believe this institution will be the greatest hospital in the world, where all the trauma and hand injury patients will be treated with the maximum care. I am really grateful to Dr. S. Raja Sabapathy and Dr. Hari Venkatramani and all other Consultants who have made it such a memorable 6 (six) months for me.



Dr Asif Ahmed Kabir

Medical Officer, NITOR,
Dhaka, Bangladesh

I would like to say a very big thank you to Dr. SRS for taking me in and educating me and training me into a new man. Thank you SRS for everything, not just for me but surgical profession in Bangladesh. I also want to thank all the Consultants for being patient with me and showing me the way especially Doctors Hari, Babu, Bharthi, Praveen, Madhu and Mr. Seshagiri.

Ganga Hospital Fellowship for Kenyan Surgeons

A Memorandum of Understanding was entered into by the Plastic Hand and Microsurgery department of Ganga Hospital and the Vice-Chancellor of the University of Nairobi, Kenya on 30th Jan 2009 to co-operate and conduct joint teaching programmes for post graduates and facilitate students and faculty exchange.



Dr A A Adan

Consultant, General Surgery,
Plastic & Reconstructive Surgery,
Lecturer, University of Nairobi
Medical School & Kenyatta Hospital, Kenya

Words can not fully express my feeling as I come to the end of my fellowship Course. Today, I am a much better surgeon than I was when I landed in India 3 months back. Thanks a lot for this difference. Surgically Ganga Hospital has set a benchmark for quality surgical care, skills, commitment, love and most importantly compassion towards patients. The hospitality of the Ganga Team and South Indians are unprecedented. Finally, I am a better human being than before because of the people of Coimbatore. God Bless Ganga, God Bless India. Nandri, Shukria, Asante.

Tamil Nadu Dr MGR Medical University Post Doctoral Fellowship in Hand and Reconstructive Microsurgery

This fellowship is a one year fellowship awarded by the Tamil Nadu Dr MGR Medical University and was started in the year 2011. The first candidates of this fellowship are Dr. Nilesh Satbhai from Nashik, Maharashtra and Dr. Abhishek Sharma from Muzaffarnagar, UP. Certificate of Fellowship is awarded by the Medical University after an exit exam.



Dr. Abhishek Sharma



Dr. Nilesh Satbhai

Fellowship in Hand and Trauma Reconstructive Surgery

In addition to the named fellowships several surgeons undertook Ganga Hospital Fellowship in Hand and Trauma Reconstructive Surgery for periods varying from three months to one year. We thank them for their contributions.



Dr. Amit P Harankhedkar
Nashik



Dr. Bipin Gangurde
Mumbai



Dr. Abdelouahed Amrani
Morocco



Dr. Andrew Maximov
Moscow



Dr. Ugochukwu Nnadozie,
Nigeria



Dr. Jagadish Prabhu
Bangalore



Dr. Dafiewhare Ochuko Rex
Nigeria



Dr. Miguel Angel Rivera
Columbia



Dr. Parag Lad
Mumbai



Dr. Tanya Burgess
Australia

People



Our Strength is our people

Medical Administrative Officer



Dr. P. Krishnananda

Dr.P. Krishnananda joined Ganga Hospital on 1st September, 2012. After completing his M.B.B.S from Kasturba Medical College Hospital, Manipal in 1999, he has worked at various corporate hospitals, and has 13 years of clinical experience. He then completed his MBA from PSG Institute of Management in 2010. As the medical administrative officer of Ganga Hospital, he helps the management and has become a valuable member of the team to ensure the adherence of the core values of the Institution by the staff members.

Patient Relation Officer



Dr. Ishwar Balaji

Dr Ishwar Balaji joined Ganga Hospital to enhance the quality of patient experience. He completed his bachelors degree in Dentistry from Bangalore, with 12 years of clinical experience. He is pursuing his MBA in Hospital Administration. Currently working as a patient relation officer looking into the needs of patient comfort, complaints and acts as liaison between patient, families and hospital.

Elevated to Consultants of the Department



Dr. Sanjai Ramkumar



Dr. Praveen Bhardwaj

Dr. Sanjai Ramkumar and Dr. Praveen Bhardwaj were elevated as consultants in the department. Dr. Sanjai Ramkumar was the first DNB Plastic Surgery candidate of Ganga Hospital. Dr. Praveen Bhardwaj is also a Ganga Hospital alumni and he completed FNB Hand and Microsurgery from our Institute.

Welcome



Dr. M. Senthil Kumaran

Dr. M. Senthil Kumaran completed his M.Ch in Plastic and Reconstructive Surgery in 2007 from Madurai Medical College. He worked as a consultant for 4 years in Baby Memorial Hospital, Calicut and later as consultant in the Ministry of Health, Kingdom of Saudi Arabia before joining Ganga Hospital.

We welcome him to our fold.

Secretariat



(LtoR) Mr Vignesh, Mr Seshagiri, Ms Immaculate, Mr Sashidharan & Ms Gayathri

The secretaries help in the smooth running of the department whether it is maintaining records, liaison with patients or organizing the visit of visitors to our department. They also played an important role in organisation of conferences conducted by the department. Ms Immaculate joined in 2010 to further enhance the efficiency of work done in the department.



Ms Muruga Vidhya is in charge of the department library



Ms Sandhya looks after the discharge formalities of the patients of the department.



Ms Akshaya is in charge of archiving photographs and maintaining the database according to the diagnosis

Social Welfare Officer



Mr Ashok Kumar is the Social Welfare Officer in the hospital. Through his active involvement the hospital has been able to provide various services to patients such as:

- Getting jobs for differently abled people.
- Provide awareness of various government benefits.
- Conduct various medical camps.
- Help recycle thermoplastic splints for use by poor patients.
- Counsel of patients who were found positive for HIV.



- Obtain prosthesis for amputees.
- Get free bus passes for differently abled people employed in the hospital.
- Coordinate for organ donation.

His work was recognized by the UDIS forum and Government Employment Office Coimbatore and was awarded 1st prize for finding employment for most number of differently abled people in the year 2009 - 2010.



Theatre Staff

The theatre staff headed by Mr. Vellingiri and Ms. Nalini efficiently manage the seven operation theatres which are available round the clock for Plastic Surgery Services.

Visitors



Some come to see the system, some come to see the surgical techniques and some come just to see what it is all about. But one thing is sure. We benefit from every one of them, since they bring in their ideas, aspirations, doubts and their experience.

S. Raja Sahasrath



2010

S.No.	Name of Visitor	Designation	Place	Duration
1	Dr Jangpreet Singh Multani	Plastic Surgery Resident, NHL Medical College	Ahmedabad, Gujarat	4-1-2010 9-1-2010
2	Dr Simon Barr	Registrar, Plastic Surgery, Wytmarshawe Hospital	Manchester, UK	4-1-2010 8-1-2010
3	Dr Sachin Chavre	Plastic Surgery Resident, Amrita Institute of Medical Sciences	Kochi, Kerala	5-1-2010 14-1-2010
4	Dr Sushil Nahar	Plastic Surgeon, Sparsh Hospital	Bangalore	15-12-2009 15-1-2010
5	Ms Brenda Igler	Clinical Ayurvedic Specialist, PKS Grass Valley, (Rotary GSE Team)	California, USA	22-1-2010
6	Ms Jen Spina	International Education Co-ordinator, (Rotary GSE Team)	California, USA	22-1-2010
7	Ms Nichole Wasson	Insurance Agent, (Rotary GSE Team)	Nevada, USA	22-1-2010
8	Mr Jon Greene	Team Leader, Community Volunteer, (Rotary GSE Team)	Nevada, USA	22-1-2010
9	Mr Patrick Brutsche	Professor, Adjunct College (Rotary GSE Team)	Nevada, USA	22-1-2010
10	Dr Anjay Khandelwal	Team Leader, Children's Burns Foundation, America India Project	USA	24-1-2010
11	Mr Mike Reynolds	Occupational Therapist	USA	24-1-2010
12	Dr Mathew George	Orthopaedic Surgeon, St Thomas Hospital	Kottayam, Kerala	25-1-2010 29-1-2010
13	Mr Richard Bullen	Pontllanfraith Rotary Club	South Wales, UK	29-1-2010
14	Mr Allan Martin	Pontllanfraith Rotary Club	South Wales, UK	29-1-2010
15	Mr Mike Parry	District Governor Nominee, Rotary District Foundation	South Wales, UK	29-1-2010
16	Ms. Elena Prousskaia	Plastic Surgeon, Cruces Hospital	Bilbao, Spain	4-1-2010 1-2-2010
17	Dr Abhijeet Wahegaonkar	Consultant Hand Surgeon, Sancheti Hospital	Pune, Maharashtra	28-1-2010 3-2-2010
18	Dr Guru Bhushan	Consultant Plastic Surgeon, GBH American Hospital	Udaipur, Rajasthan	1-2-2010 5-2-2010
19	Ms Deborah Foong	Registrar, Plastic Surgery, Selly Oak Hospital	Birmingham, UK	24-1-2010 13-2-2010
20	Dr Saman W Boskany	Maxillofacial Surgeon, Suly T Hospital	Sulaimani, Iraq	31-1-2010 14-2-2010

21	Dr Mohammad Mahmood Qader	Plastic Surgeon, Sulaimani Burn, Reconstructive and Plastic Surgery Hospital	Sulaimani, Iraq	31-1-2010 14-2-2010
22	Dr Shakhawan Saeb Z	Plastic Surgeon, Sulaimani Burn, Reconstructive and Plastic Surgery Hospital	Sulaimani, Iraq	31-1-2010 14-2-2010
23	Dr Syamand Jameel Sidqee	Sulaimani Teaching Hospital	Sulaimani, Iraq	31-1-2010 14-2-2010
24	Dr Sharmila Jivan	Specialist Registrar, Plastic Surgery, Leeds General Infirmary Ganga Hospital-Carl Zeiss Fellow 2010	Leeds, UK	4-1-2010 18-2-2010
25	Dr Bettina Juon	Hand and Microvascular Surgeon, Hand Surgery and Surgery of Peripheral Nerve Hospital.	Bern, Switzerland	29-1-2010 18-2-2010
26	Dr Francesco Perrone	Resident in Plastic Surgery, University of Pavia	Italy	28-1-2010 18-2-2010
27	Dr Justin Kunes	Paediatric Orthopaedics Fellow, Rainbow Babies & Children Hospital	Ohio, USA	15-4-2010 23-4-2010
28	Dr Manamohan Chandrarajan	Consultant Orthopaedic & Trauma Surgeon, Sultanah Aminah Hospital	Johor Bahru Malaysia	2-1-2010 28-2-2010
29	Dr Ajay Kumar Singh	Ethicon Visiting Professor in Plastic Surgery of APSI	Ranchi, Jharkhand,	1-3-2010 3-3-2010
30	Dennis Goway	Group Study Exchange Rotary Team	South Africa	4-3-2010
31	Amy de Villiers	Group Study Exchange Rotary Team	South Africa	4-3-2010
32	Bulelwa Basse	Group Study Exchange Rotary Team	South Africa	4-3-2010
33	Juliet Eidelman	Group Study Exchange Rotary Team	South Africa	4-3-2010
34	Michelle Luyt	Group Study Exchange Rotary Team	South Africa	4-3-2010
35	Dr S K Satyapal	Junior Resident Doctor, Patna Medical College & Hospital	Patna, Bihar	16-2-2010 8-3-2010
36	Dr Maram Ahmed Ameen	Resident Plastic Surgeon, Sulaimani Burn & Plastic Surgery Centre	Sulaimani, Iraq	14-3-2010 25-3-2010
37	Dr Azad Omar Hamad	Resident Plastic Surgeon, Sulaimani Burn & Plastic Surgery Centre	Sulaimani, Iraq	14-3-2010 25-3-2010
38	Mr Christopher Ranns	Medical Student, St George's University of London	London, UK	8-3-2010 26-3-2010
39	Dr Ravi HS	Resident in Plastic Surgery, VS Hospital	Ahmedabad, Gujarat	22-3-2010 27-3-2010
40	Ms Daguar Barm	Hebron School	Ooty, Tamil Nadu	27-3-2010
41	Andrew Harland	Student, Hebron School	Ooty, Tamil Nadu	27-3-2010
42	Hannah Wilson	Student, Hebron School	Ooty, Tamil Nadu	27-3-2010

43	Ye Ji Kim	Student, Hebron School	Ooty, Tamil Nadu	27-3-2010
44	Juhee Kim	Student, Hebron School	Ooty, Tamil Nadu	27-3-2010
45	Manuel Rim	Student, Hebron School	Ooty, Tamil Nadu	27-3-2010
46	Gibbum Kwak	Student, Hebron School	Ooty, Tamil Nadu	27-3-2010
47	Naina Zachariah	Student, Hebron School	Ooty, Tamil Nadu	27-3-2010
48	Kyung Min Hwang	Student, Hebron School	Ooty, Tamil Nadu	27-3-2010
49	Sanaya Tankariwala	Student, Hebron School	Ooty, Tamil Nadu	27-3-2010
50	Dr Kiwan Kim	Plastic Surgeon, Gwangmyeong Sung - Ae General Hospital	Seoul, South Korea	21-3-2010 1-4-2010
51	Mr Andre Borsche	President of Interplast, Physician, Diakonic Hospital	Germany	3-4-2010
52	Dr Cassie Gyuniza	Resident, Orthopaedic Surgery, Hospital for Special Surgery(HSS)	New York, USA	29-3-2010 9-4-2010
53	Dr Nupur Pruthi	Assistant Professor, Neurosurgery, NIMHANS	Bangalore, Karnataka	19-4-2010 23-4-2010
54	Dr Dilip Abraham	Medical Student, University of Nottingham	England, UK	19-4-2010 2-5-2010
55	Mr Peter Neligan	Professor, Dept of Surgery & Otolaryngology, Head & Neck Surgery University of Washington, Ganga Hospital-J&J Visiting Professor 2010	Seattle, USA	30-4-2010 5-5-2010
56	Dr Rajendran P	Resident, Plastic Surgery, Madras Medical College	Chennai, Tamil Nadu	2-5-2010 8-5-2010
57	Dr Vikram Kumar Raja	Resident, Plastic Surgery, Madras Medical College	Chennai, Tamil Nadu	2-5-2010 8-5-2010
58	Dr Palani Ramasamy	Orthopaedic Surgeon, Serdang Hospital	Malaysia	15-3-2010 19-5-2010
59	Mr Adam Blackburn	Specialist Registrar in Plastic Surgery, Royal Victoria Infirmary, Bruce Bailey Fellow - 2009	Newcastle, UK	4-4-2010 23-5-2010
60	Dr Niranjana Parajuli	Orthopaedic Surgeon, Dhulikhel Hospital, Ganga Hospital - J&J fellow in Hand and Reconstructive Microsurgery 2010	Dhulikhel, Nepal	27-3-2010 25-5-2010
61	Dr Abdelouahed Amrani	Paediatric Orthopaedic Surgeon, Children's Hospital	Rabat, Morocco	3-4-2010 29-5-2010
62	Mr Alastair Lowrie	Specialist Registrar in Plastic Surgery, New Castle upon Tyne	UK	30-5-2010 10-6-2010
63	Dr Prashanth Jesudasan	Hand Fellow, Wytmenshawe Hospital	Manchester, UK	7-6-2010 11-6-2010
64	Mr A S Aster	Specialist Registrar, Orthopaedic Surgeon	Bolton, UK	7-6-2010 11-6-2010

65	Dr Dara Baba Ali Issa	Emergency Teaching Hospital	Sulaimani, Iraq	7-6-2010 18-6-2010
66	Dr Karzan Ghafur Rasheed	Emergency Teaching Hospital	Sulaimani, Iraq	6-6-2010 18-6-2010
67	Dr Francesco Perrone	Resident in Plastic Surgery, University of Pavia	Italy	29-4-2010 26-6-2010
68	Dr Chaitanya Mudgal	Program Director Hand Fellowship, Interim Chief Hand Service, Massachusetts General Hospital, Harvard Medical School	Boston, USA	2-8-2010 3-08-2010
69	Mr J K Thiruchelvan	Consultant, Oral & Maxillofacial Surgeon, Barnet & Chase Farm Hospital	London, UK	4-8-2010
70	Dr Shalimar Abdullah	Hand Surgeon, Lecturer, Faculty of Medicine, University Kebangsaan,	Kuala Lumpur Malaysia	8-7-2010 7-8-2010
71	Dr Amit Harankhedhkar	Orthopaedic Surgeon	Nashik, Maharashtra	14-2-2010 15-8-2010
72	Dr Thilak Jepagnanam	Professor, Department of Orthopaedics,CMC	Vellore, Tamil Nadu	16-8-2010 20-8-2010
73	Dr Adhishwar Sharma	Consultant Plastic Surgeon	Haryana, Punjab	23-8-2010 27-8-2010
74	Dr Raj Kumar Pathak,	Plastic Surgeon, Safdarjang Hospital	New Delhi	23-8-2010 27-8-2010
75	Dr Dilesh N. Bagodiya	Periodontist & Implantologist	Surat Gujarat	23-8-2010 27-8-2010
76	Dr Sanjay Vaghani	Resident, Plastic Surgery, Smt. SCL Hospital	Ahmedabad, Gujarat	16-8-2010 28-8-2010
77	Dr Hiren J. Ozer	Resident Plastic Surgery, V.S. Hospital	Ahmedabad, Gujarat	16-8-2010 29-8-2010
78	Dr Architha Srinivasan	Medical Student, Cambridge University	Cambridge, UK	9-8-2010 27-8-2010
79	Dr Rajendra Manohar Bhate	Specialist in Plastic Surgery, Khoulia Hospital	Muscat, Sultanate of Oman	22-8-2010 5-9-2010
80	Dr Ogochukuri Nwoke	Consultant Anaesthetist, University of Nigeria Teaching Hospital	Nigeria, Africa	23-9-2010 14-10-2010
81	Dr Emeka Onyia	Consultant Anaesthetist, University of Nigeria Teaching Hospital	Nigeria, Africa	23-9-2010 14-10-2010
82	Dr Amucheazi Adaobi	Consultant Anaesthetist, University of Nigeria Teaching Hospital	Nigeria, Africa	23-9-2010 14-10-2010
83	Dr Abhijeet Wahegaonkar	Consultant Hand Surgeon, Sancheti Institute for Orthopedics	Pune, Maharashtra	6-9-2010 20-10-2010
84	Dr Girish Gupta	Hand Surgeon, Narayana Hrudayalaya Hospitals	Jaipur, Rajasthan	25-9-2010 22-10-2010
85	Dr Vivek Chaube	Resident, Plastic Surgery Chhattisgarh Hospital	Raipur, Chhattisgarh	8-10-2010 23-10-2010
86	Dr Chris Hankins	Plastic Surgeon	Texas, USA	10-9-2010 1-11-2010

87	Mr Ramamohana Reddy	Microvascular Technician, NIMS	Hyderabad, Andhra Pradesh	8-11-2010 12-11-2010
88	Dr David Kilonzo	Orthopaedic Surgeon	Nairobi, Kenya	21-9-2010 20-11-2010
89	Ms. Margaretta Persson	Hand Therapist, Past President -IFSHT	Sweden	23-11-2010 24-11-2010
90	Ms. Sarita Vamadeva	Registrar in Plastic Surgery,	London, UK	3-11-2010 30-11-2010
91	Mr Hemant Ingle	Consultant Surgeon	Coventry, UK	27-11-2010 1-12-2010
92	Dr Jaya Chaitanya	Maxillofacial Surgeon, SVS Medical College	Mahabubnagar,	27-11-2010 1-12-2010
93	Dr Neizekhotuo Brian Shunyu	Assistant Prof. ENT Dept., Northeastern Regional Institute of Health and Medical Science	Shillong, Meghalaya	27-11-2010 1-12-2010
94	Dr Tanya Burgess	Orthopaedic Surgeon	Victoria, Australia	25-08-2010 3-12-2010
95	Prof T.M. Ramanujam	Chief, Paediatric Surgery, University of Malaya	Kuala Lumpur, Malaysia	7-12-2010
96	Dr Praveen Ganigi	Consultant Neurosurgeon, Manipal Hospital	Bangalore, Karnataka	6-12-2010 10-12-2010
97	Dr Nitin Bhola	Maxillofacial Surgeon	Wardha Maharashtra	6-12-2010 10-12-2010
98	Dr Sameer Gujral	SHO Plastic Surgery, John Radcliffe Hospital	Oxford, UK	6-12-2010 10-12-2010
99	Mr Philip Mathew	Specialist Registrar, Royal National Orthopaedic Hospital, Bruce Bailey Fellow- 2010	Stanmore, UK	1-11-2010 31-12-2010
100	Dr Jagdish Prabhu	Orthopaedic Surgeon	Bangalore, Karnataka	1-3-2010 31-12-2010
101	Mr ZM Hajith	Physiotherapist, National Hospital of Sri Lanka	Colombo, Sri Lanka	22-11-2010 30-12-2010

2011

S.No.	Name of Visitor	Designation	Place	Duration
1	Dr Siddharth D Patil	Consultant Orthopedic & Hand Surgeon, Siddharth Accident Hospital	Dhule, Maharashtra	2-1-2011 6-1-2011
2	Dr Azmat	Plastic Surgeon, St. John's Hospital	Bangalore, Karnataka	2-1-2011 6-1-2011
3	Dr Richard Gilberman	Chairman, Dept. of Orthopedic Surgery, Peterson Hand Centre	St. Louis, USA	6-1-2011 9-1-2011
4	Dr Andrew Weiland	Prof. of Orthopaedic Surgery & Prof. of Plastic Surgery, Weill Cornell Medical College & Hospital for Special Surgery	New York, USA	6-1-2011 9-1-2011

5	Mr Jonathan Hobby	Consultant Orthopaedic & Trauma Surgeon, North Hampshire Hospital, NHS	Basingstoke, UK	6-1-2011 9-1-2011
6	Dr Martin Boyer	Hand & Wrist Surgeon, Peterson Hand Centre	St. Louis, USA	6-1-2011 9-1-2011
7	Dr. VSN Raju	Plastic Surgeon, ARC Hospital	Hyderabad, Andhra Pradesh	7-1-2011 13-1-2011
8	Dr. Abha Rani Kujur	Plastic Surgeon, St. John's Medical College	Bangalore, Karnataka	7-1-2011 13-1-2011
9	Dr Vijaya Joshi	Consultant Anaesthetist, Shushrusha Hospital	Mumbai, Maharashtra	10-1-2011 15-1-2011
10	Dr Alan Murray	GSE Rotary Team	England, UK	18-1-2011
11	Mr. Paul Bolton	GSE Rotary Team	England, UK	18-1-2011
12	Ms. Emma Simpson	GSE Rotary Team	Northumberland, UK	18-1-2011
13	Mr. Morag Kerr	GSE Rotary Team	Newcastle, UK	18-1-2011
14	Toni Meker	GSE Rotary Team	South Korea	18-1-2011
15	Kim Wook Jim	GSE Rotary Team	South Korea	18-1-2011
16	Park Ji Hyeon	GSE Rotary Team	South Korea	18-1-2011
17	Park So-Young	GSE Rotary Team	South Korea	18-1-2011
18	Hong Seok Yong	GSE Rotary Team	South Korea	18-1-2011
19	Dr Vinit Arora	Orthopaedic Surgeon	Rajasthan	5-1-2011 25-1-2011
20	Dr Lindley Wall	Hand Fellow, Washington University School of Medicine	St. Louis, USA	23-1-2011 29-1-2011
21	Dr Dhami	Consultant Plastic Surgeon	Mumbai, Maharashtra	27-1-2011
22	Dr Rajeev Ahuja	Head of Dept. of Plastic & Burns Surgery, Lok Nayak Hospital and Maulana Azad Medical College	New Delhi	29-1-2011
23	Dr Amit Vyas	Hand Fellow	Rajasthan	6-2-2009 12-2-2011
24	Dr Somashekar G	Resident Plastic Surgeon, The Bangalore Hospital	Bangalore, Karnataka	6-12-2010 26-2-2011
25	Dr Virendra Singh	Prof. & Head of Dept. of OMFS, Pt. B.D. Sharma University of Health Sciences	Rohtak, Haryana	21-2-2011 25-2-2011
26	Dr Amrish Bhagol	Maxillofacial Surgeon, Senior Resident, Faculty of Dental Sciences, Pt. B.D. Sharma University of Health Sciences	Rohtak, Haryana	21-2-2011 25-2-2011

27	Dr Samrat K Taori	Orthopaedic Surgeon, NR Taori Hospital, Ganga Hospital - Carl Zeiss Fellow 2011	Nagpur, Maharashtra	1-1-2011 28-2-2011
28	Dr Alvaro Hernan Rodriguez	Plastic Surgeon, Ganga Hospital - Carl Zeiss Fellow 2011	Cali, Columbia	31-12-2010 2-3-2011
29	Dr Henry Rodriguez	General & Cosmetic Surgeon	Cali, Columbia	21-2-2011 2-3-2011
30	Dr A. A. Adan	Consultant Plastic & Reconstructive Surgery, University of Nairobi, Ganga Hospital Fellowship for Kenyan Surgeons	Nairobi, Kenya	8-1-2011 18-3-2011
31	Dr Rowena McBeth	Hand Fellow, Washington University School of Medicine, Barnes Jewish Hospital	St. Louis, USA	12-3-2011 20-3-2011
32	Dr R Vivek	Resident in Plastic Surgery, Madras Medical College	Chennai, Tamil Nadu	16-3-2011 25-3-2011
33	Dr R.V. Koteswara Rao	Resident in Plastic Surgery,NIMS	Hyderabad, Andhra Pradesh	15-3-2011 25-3-2011
34	Dr V. Narsimha Rao	Resident in Plastic Surgery,NIMS	Hyderabad, Andhra Pradesh	15-3-2011 25-3-2011
35	Dr N. Anantharajan	Resident in Plastic Surgery Madras Medical College	Chennai, Tamil Nadu	16-3-2011 25-3-2011
36	Dr Pankaj Tiwari	Asst. Prof. of Plastic Surgery, Wexner Medical Centre, Ganga Hospital-Johnson & Johnson Visiting Professor 2011	Ohio, USA	13-3-2011 17-3-2011
37	Mr Nicky Clark	Medical Student, University of Birmingham,	Birmingham, UK	3-4-2011 30-4-2011
38	Dr Vijaya Bhaskar	Consultant Surgical Oncologist, Meenakshi Mission Hospital,	Madurai, Tamil Nadu	23-5-2011 27-5-2011
39	Lt. Col. Sanjay Maurya	Classified Specialist (Surgery) & Reconstructive Surgeon, Command Hospital, Ganga Hospital- Johnson & Johnson Fellow 2011	Haryana Punjab	1-5-2011 31-5-2011
40	Dr Vipula Perera	Senior Registrar-Plastic & Burns Reconstructive Unit, National Hospital, Sri Lanka, Ganga Hospital - Johnson & Johnson Fellow 2011	Colombo, Sri Lanka	7-4-2011 4-6-2011
41	Dr Anastasia Lachkine	Special Registrar, Plastic Surgery, Frenchay Hospital,	Bristol, UK	3-6-2011 17-6-2011
42	Dr Alan Chambers	Plastic & Hand Surgeon, Willford Hall Medical Centre, US Air Force	San Antonio, Texas, USA	1-6-2011 24-6-2011
43	Dr Kamran Mirshekar	Plastic Surgeon	Iraq	6-7-2011 9-7-2011
44	Dr Nagarajan Nilamanjari	Pre Medical Student	UK	22-6-2011 8-7-2011
45	Dr Yammy Lo	Pre Medical Student	Hong Kong	4-7-2011 8-7-2011
46	Dr Raj Kumar Manas	Plastic Surgeon,Patna Medical College & Hospital, KEM Microsurgery Fellow APSI	Patna, Bihar	13-6-2011 12-7-2011
47	Dr Manoj Sanap	Resident Plastic Surgeon Trivandrum Medical College	Trivandrum, Kerala	12-7-2011 16-7-2011

48	Dr Bipin A Gangurde	Orthopaedic Surgeon	Mumbai, Maharashtra	1-8-2010 31-7-2011
49	Dr Ratnakar Sharma	Consultant Plastic Surgeon, Govt. Medical College, Jammu	Jammu & Kashmir	16-7-2011 22-7-2011
50	Mr Rikki Sunil Mistry	Registrar Plastic Surgery, Queen Victoria Hospital,	East Grinstead, UK	16-7-2011 22-7-2011
51	Dr Anand Kumar	Orthopaedic Surgeon, Care Hospital	Hyderabad, Andhra Pradesh	20-7-2011 27-7-2011
52	Dr Ritesh A Patel	Resident, Plastic Surgery Dept., Smt. M.H.L. MMC Hospital,	Ahmedabad, Gujarat	21-7-2011 4-8-2011
53	Dr Bhushan Jayade	Maxillofacial Surgeon, SDM Dental College	Dharwad, Karnataka	1-8-2011 5-8-2011
54	Dr Shenoy Yogesh R	Plastic Surgeon, KGMC	Lucknow, UP	3-8-2011 10-8-2011
55	Dr Ateesh Burole	Plastic Surgeon, KGMC	Lucknow, UP	3-8-2011 10-8-2011
56	Dr Nakul Kain	Registrar, Plastic Surgery, Royal College of Surgeons Edinburgh	Edinburgh, UK	25-7-2011 6-8-2011
57	Dr Vijayalakshmi	Maxillofacial Surgeon	Coimbatore, Tamil Nadu	1-7-2011 22-8-2011
58	Dr M.D. Jahangir Alam	Asst. Prof. (Ortho Surgery) NITOR,	Dhaka, Bangladesh	1-7-2011 27-8-2011
59	Dr Shyamal Chandra	Asst. Prof. (Ortho Surgery) NITOR,	Dhaka, Bangladesh	1-7-2011 27-8-2011
60	Dr Akhilesh K Nainiwal	B.J. Medical College, Civil Hospital	Ahmedabad, Gujarat	15-8-2011 29-8-2011
61	Dr Duretti Fufa	Fellow in Orthopedic Hand Surgery, Washington University	St. Louis, USA	21-8-2011 3-9-2011
62	Dr Harikiran Chekuri	Plastic Surgeon, Swapna Clinic	Hyderabad, Andhra Pradesh	15-8-2011 5-9-2011
63	Dr Adel Albaiti	Plastic Surgeon, Almutavakal Hospital	Yemen, Riyadh	4-9-2011 15-9-2011
64	Dr Seema Mittal	Plastic Surgery Resident, Amandeep Hospital,	Amritsar, Punjab	12-9-2011 16-9-2011
65	Dr Steve Rocha	Consultant, Head Academic & Research, Sancheti Hospital,	Pune, Maharashtra	11-9-2011 23-9-2011
66	Dr Siby Punnoose	Plastic Surgeon, Kozhikode District Co-operative Hospital,	Kozhikode, Kerala	19-9-2011 24-9-2011
67	Dr Raghuvirsinh Solanki	Resident, Burns & Plastic Surgery Dept., Smt. SCL Gen. Hospital,	Ahmedabad, Gujarat	5-9-2011 24-9-2011
68	Dr Nilesh Patil	Resident, Burns & Plastic Surgery Dept., Civil Hospital	Ahmedabad, Gujarat	5-9-2011 24-9-2011
69	Dr Nizar Hamawardi	Lecturer, Sulaimani Medical School, Consultant Surgeon Burns & Plastic Surgery Hospital,	Sulaimani, Iraq	12-9-2011 30-9-2011

70	Dr Hermin Sheriff	Consultant Surgeon, Sulaimani Burns & Plastic Surgery Hospital	Sulaimani, Iraq	20-9-2011 28-9-2011
71	Dr Rachael Goyal	Resident Plastic Surgeon, BJMC, Civil Hospital	Ahmedabad, Gujarat	19-9-2011 1-10-2011
72	Dr Kamlesh Wadhwani	Resident Plastic Surgeon N.H.L. Medical College,	Ahmedabad, Gujarat	26-9-2011 7-10-2011
73	Dr Naveen C Balan	Orthopedic Surgeon, Taliparamba Co-op Hospital	Kannur, Kerala	10-10-2011 14-10-2011
74	Dr Suren Krishnan	Consultant, Head & Neck Surgery & ENT, Royal Adelaide Hospital	Adelaide, Australia	14-10-2011
75	Dr Jainath R	Resident Plastic Surgeon, JHL Medical College	Ahmedabad, Gujarat	17-10-2011 26-10-2011
76	Dr Dara Singh Rajput	Plastic Surgeon, Belgaum, Karnataka	Belgaum, Karnataka	17-10-2011 21-10-2011
77	Dr R. Gunasekaran	Resident Plastic Surgeon, Madurai Medical College,	Madurai, Tamil Nadu	31-10-2011 4-11-2011
78	Dr Chaturvedi Vare	Burns & Plastic Surgeon, Royal Manchester Children's Hospital	Manchester, UK	31-10-2011 4-11-2011
79	Dr Manoj Kushra	Senior Resident, Dept. of Plastic Surgery, Medical College	Kozhikode, Kerala	1-11-2011 10-11-2011
80	Dr Chenbarga Naik	Senior Lecturer, Oral & Maxillofacial Surgeon, Institute of Medical Sciences & Hospital	Bhubaneswar, Orissa	14-11-2011 21-11-2011
81	Dr Cecil Aird	Hand Surgeon, Tampa Bay Hand Center	Florida, USA	21-11-2011 22-11-2011
82	Dr Harshit K Goenka	Senior Resident, SUNGMC	Yavatmal, Maharashtra	1-11-2011 24-11-2011
83	Dr Sumon Dutta	Orthopaedic Surgeon, Bhattacharyya Orthopedics & Related Research Centre	Kolkata	28-11-2011 2-12-2011
84	Dr Somnath Mukherjee	Orthopaedic Surgeon, Bhattacharyya Orthopedics & Related Research Centre	Kolkata	28-11-2011 2-12-2011
85	Dr Rajesh Yellinedi	Plastic Surgery Resident, NIMS	Hyderabad, Andhra Pradesh	1-12-2011 15-12-2011
86	Dr Sushma Mataru	Plastic Surgery Resident, NIMS	Hyderabad, Andhra Pradesh	1-12-2011 15-12-2011
87	Dr Tom Potokar	Consultant Plastic Surgeon, Director Interburns Training Centre, Welsh Centre for Burns & Plastic Surgery	Wales, UK	2-12-2011
88	Dr Tate Hepper	Orthopedic Surgeon, Washington University	St. Louis, USA	1-12-2011 16-12-2011
89	Dr Ram M. Chilgar	Plastic Surgeon, Grant Medical College	Mumbai, Maharashtra	4-12-2011 16-12-2011
90	Dr Kiran J	Resident Plastic Surgeon, Amrita Institute of Medical Sciences	Kochi, Kerala	1-12-2011 30-12-2011
91	Dr Sundarraj Lakshmiah	Specialist Registrar, Oral & Maxillofacial Surgery, UCLH	London, UK	26-12-2011 30-12-2011

92	Dr. Akhil Agarwal	Resident Plastic Surgeon, Civil Hospital	Ahmedabad, Gujarat	28-12-2011 11-1-2012
93	Dr. Dominic Furniss	Clinical Lecturer, Oxford University Hospital, Bruce Bailey Fellow - 2011	Oxford, UK	30-10-2011 31-12-2011
94	Dr. Naveen Issac John	General Surgeon	Ernakulam, Kerala	1-8-2011 20-2-2012

2012

S.No.	Name of Visitor	Designation	Place	Duration
1	Dr. Michal Kulakowski	Orthopaedic Surgeon, City Hospital in Torun	Poland	15-1-2012 20-1-2012
2	Mr. Evan Boyd	MRI Department Chelmsford Medical Centre	Chelmsford, UK	1-1-2012 11-1-2012
3	Mr. Devesh Ballal	Medical Student M.S Ramaiah Medical College	Bangalore, Karnataka	17-1-2012 21-1-2012
4	Mr. Aaron Julius Ponnen	Medical Student M.S Ramaiah Medical College	Bangalore, Karnataka	17-1-2012 21-1-2012
5	Dr. James Wokes	Plastic Surgeon Royal Victoria Infirmary	Newcastle upon Tyne, UK	21-1-2012 27-1-2012
6	Mr. Shrikant Chinchalkar	Hand Therapist St Josephs Health Centre	Ontario, Canada	31-1-2012
7	Dr. Wojciech Piwek	Orthopaedic Surgeon, City Hospital in Torun	Poland	28-1-2012 17-2-2012
8	Dr. Mateusz Trzeciak	Orthopaedic Surgeon, City Hospital in Torun	Poland	28-1-2012 17-2-2012
9	Dr. Karol Elefev	Orthopaedic Surgeon, City Hospital in Torun	Poland	16-1-2012 17-2-2012
10	Dr. Maciej Leciejewski	Orthopaedic Surgeon, City Hospital in Torun	Poland	16-1-2012 17-2-2012
11	Dr. Kingsly Paul M	Prof. Dept. of Plastic Surgery, Christian Medical College, Ganga Hospital - Carl Zeiss Fellow 2012	Vellore, Tamil Nadu	2-1-2012 27-2-2012
12	Dr. Dafiewhare Ochuko Rex	Head of the Dept, Plastic & Reconstructive Surgery National Orthopaedic Hospital,	Dalakano, Nigeria	5-1-2012 28-2-2012
13	Dr. Helena Van Dam	Sr. SpR, Pan Thames Rotation, Ganga Hospital - Carl Zeiss Fellow 2012	London, UK	2-1-2012 27-2-2012
14	Dr. Andrew Maximov	Orthopaedic & Hand Surgeon, Central Institute of Traumatology and Orthopaedic Surgery	Moscow, Russia	1-9-2011 27-2-2012
15	Dr. Santosh Bikram Bhandari	Deputy Medical Director, Sushma Koirala Memorial Hospital	Nepal	28-1-2012 7-3-2012
16	Dr. Szabo Zsolt	Secretary General – IFSSH	Hungary	3-3-2012 6-3-2012
17	Mr. Joshua Gillis	Medical Student, Dalhousie University	Nova Scotia, Canada	1-2-2012 30-4-2012

18	Dr. Daniel Scott Corlew	Chief Medical Administrative Officer Resurge International	Palo Alto, Canada	16-3-2012
19	Mr. Jayakrishnan Bhaktavatsala	Country Director,India Resurge International	Hyderabad, Andhra Pradesh	16-3-2012
20	Mr. Ahmed Kachalla	Scrub Nurse Federal Medical Centre,	Gombe, Nigeria	6-3-2012 20-3-2012
21	Dr. Usochukwu Nnadozie	Department of Plastic Surgery Federal Medical Centre,	Gombe, Nigeria	29-12-2011 20-3-2012
22	Dr. Namal Munasinghe	Plastic Surgery Registrar, Canberra Hospital	Canberra, Australia	18-3-2012 23-3-2012
23	Dr. Fabio Nicoli	Resident in Plastic Surgery, University Tor Vergata	Rome, Italy	20-2-2012 30-3-2012
24	Dr. Andres Bauer	Paediatric Hand Surgeon, Shriners Hospital for Children,	Sacramento, USA	9-4-2012 20-4-2012
25	Dr. Emily Bebbington	Medical Student, Oxford University, UK	Oxford, UK	2-4-2012 20-4-2012
26	Dr. Venkatesh Anehosur	Oral & Maxillofacial Surgeon, SDM College,	Dharwad, Karnataka	23-4-2012 27-4-2012
27	Capt. Uday Gelli	OSS Air, India's First Air Ambulance - VT-ICU	New Delhi	28-4-2012
28	Mr. Krishnan V.	President & CEO, OSS Air, India's First Air Ambulance - VT-ICU	New Delhi	28-4-2012
29	Dr. Sandeep Singla	Plastic Surgery Resident District Hospital	Nashik, Maharashtra	22-4-2012 4-5-2012
30	Dr. Fuat Malkoc	Specialist Surgeon in Orthopaedics & Trauma State Hospital,	Kutahya, Turkey	16-4-2012 7-5-2012
31	Dr. Mathew Joseph	Neuro Surgeon, Christian Medical College	Vellore, Tamil Nadu	12-5-2012
32	Dr. Thilak Jepagnanam	Prof. Orthopaedic Surgery, Christian Medical College	Vellore, Tamil Nadu	12-5-2012
33	Dr. Vijay Titus	Orthopaedic Surgeon, Christian Medical College	Vellore, Tamil Nadu	12-5-2012
34	Dr. Pritish J Korula	Asst. Prof in Anaesthesia Christian Medical College	Vellore, Tamil Nadu	12-5-2012
35	Dr. Tony Thomson C	Anaesthetist Christian Medical College	Vellore, Tamil Nadu	12-5-2012
36	Dr. Ratnav Ratan	Senior Resident in Orthopaedics, AIIMS	New Delhi	30-4-2012 15-5-2012
37	Dr. Krishna Priya Das	Asst. Prof.,Hand Unit, Bangabandhu Sheikh Mujib Medical University, Ganga Hospital Fellowship for Bangladesh Hand Surgeons	Dhaka, Bangladesh	8-12-2011 1-6-2012
38	Dr. Sudheer Ambekar	Neurosurgeon, NIMHANS	Bangalore, Karnataka	3-6-2012 9-6-2012
39	Dr. Vikas Kakkar	Consultant, Plastic, Reconstructive & Cosmetic Surgeon,Roland Clinic	Jaipur, Rajasthan	3-6-2012 9-6-2012

40	Dr. Anil Kumar Desai	Maxillofacial Surgeon & Cleft Surgeon, Dept of Craniofacial Surgery S.D.M. Dental College & Hospital	Dharwad, Karnataka	25-6-2012 29-6-2012
41	Dr. Nagarajappa	Asst. Professor and Consultant Maxillofacial Surgeon, S.J.M. Dental College & Hospital	Chitradurga, Karnataka	25-6-2012 29-6-2012
42	Dr. Dinesh Kumar P	Maxillofacial Surgeon Vivekananda Dental College	Tiruchengode, Tamil Nadu	25-6-2012 29-6-2012
43	Dr. Anand Kumar	Orthopaedic Surgeon	Varanasi, UP	11-11-2011 30-6-2012
44	Dr. Gaurav Neupane	Asst. Prof in Orthopaedic Surgery Chitwan Medical College	Chitwan, Nepal	2-7-2012 6-7-2012
45	Dr. Punit K Agarwal	General Surgeon	Uttrakhand	2-7-2012 6-7-2012
46	Dr. Kaila Pilkington	Plastic Surgery Registrar, Canberra Hospital	Australia	2-7-2012 14-7-2012
47	Dr. Parag Gupta	Sr. Medical Officer, J.L.N Hospital	Chhattisgarh	23-7-2012 27-7-2012
48	Dr. Shabeer Wani	Associate Consultant in Plastic Surgery King Fahad Medical City	Riyadh, UAE	23-7-2012 27-7-2012
49	Dr. Sheila Li	Resident in Plastic Surgery Royal North Shore Hospital	Newcastle, Australia	23-7-2012 27-7-2012
50	Dr. Sudhagar R.R	Consultant, Krishna Hospital	Cuddalore, Tamil Nadu	23-7-2012 30-7-2012
51	Dr. Aleksander Zwierz	ENT Specialist, University Hospital	Poland	13-7-2012 3-8-2012
52	Dr. Marcin Perczak	Maxillofacial Surgeon University Hospital	Poland	23-7-2012 3-8-2012
53	Dr. Ismael Hasan Ismael	Specialist Plastic & Burns Surgeon, Rizgary Teaching Hospital & West Emergency Hospital	Kurdistan, Iraq	23-7-2012 4-8-2012
54	Dr. Hemant M Patel	Plastic Surgery Resident Smt. S.C.L. Hospital	Ahmedabad, Gujarat	29-7-2012 9-8-2012
55	Dr. Anand Nandlal Chandak	Consultant Orthopaedic Surgeon Rajasthan Hospital	Ahmedabad, Gujarat	10-7-2012 10-8-2012
56	Dr. Michael Winter	Orthopaedic & Trauma Surgeon Medecins sans Frontieres	Germany	14-7-2012 12-8-2012
57	Dr. Sayim Wani	Orthopaedic Resident Indian Spinal Injury Center	New Delhi	13-8-2012 18-8-2012
58	Dr. Ian Yuen	Hand Surgery Fellow Royal North Hospital	Australia	6-8-2012 17-8-2012
59	Dr. Hitesh Dawar	Orthopaedic Resident Indian Spinal Injury Center	New Delhi	13-8-2012 17-8-2012
60	Dr. Deepak Raina	Orthopaedic Resident Indian Spinal Injury Center	New Delhi	13-8-2012 17-8-2012
61	Dr. Sundar Kumar Shrestha	Lecturer , Dept of Orthopaedics, College of Medical Sciences	Nepal	20-8-2012 24-8-2012

62	Dr. Amit Agarwal	Sushrut Institute of Plastic Surgery, Ganga Hospital - Johnson & Johnson Fellow 2012	Lucknow, UP	20-8-2012 25-8-2012
63	Dr. Jagajeevan J	Specialist Registrar Plastic Surgeon Queen Elizabeth Hospital	Birmingham, UK	20-8-2012 25-8-2012
64	Dr. Jeffrey S Boyer	Hand Fellow Washington University	St Louis, USA	20-8-2012 31-8-2012
65	Dr. Bishal Karki	Registrar, Dept of Burns Plastic & Reconstructive Surgery Kathmandu Model Hospital, Ganga Hospital - Johnson & Johnson Fellow 2012	Kathmandu, Nepal	1-7-2012 1-9-2012
66	Dr. Peer W. Kammerer	Asst Prof., Dept of Maxillofacial & Plastic Surgery, University Medical Centre.	Mainz, Germany	3-9-2012 7-9-2012
67	Dr. Vinay V Kumar	Asst. Prof., Maxillofacial Surgery, M.R. Ambedkar Dental College.	Bangalore, Karnataka	3-9-2012 7-9-2012
68	Dr. Ravindran Thuraisingham	Orthopaedic Surgeon, Sunway Medical centre, Selangor Malaysia.	Selangor, Malaysia	15-7-2012 14-9-2012
69	Dr. Kalyan Das	Resident Plastic Surgery IPGMER & SSKM.	Kolkata	15-9-2012 21-9-2012
70	Dr. Harshvardhan Sahijwani	Resident Plastic Surgery IPGMER & SSKM.	Kolkata	15-9-2012 21-9-2012
71	Dr. Chetan Nerpagar	Orthopaedic Surgeon Lokmanya Hospital.	Chinchwad, Pune	1-8-2012 22-9-2012
72	Dr. Vithal Lahane	Plastic Surgeon, Lahane Hospital.	Lattur Maharashtra	13-9-2012 21-9-2012
73	Dr. Elisa Knutsen	Hand Fellow, Washington University.	St. Louis, USA	10-9-2012 22-9-2012
74	Dr. Jin Soo Kim	Department of Plastic & Reconstructive Surgery Gwangmyeong Sung - Ae General Hospital.	Seoul, Korea	22-9-2012 6-10-2012
75	Dr. Kevin Chung	Professor of Surgery, University of Michigan Health System, Ganga Hospital - Johnson & Johnson Visiting Professor 2012	Ann Arbor, Michigan, USA	8-9-2012 12-09-2012
76	Ms. Fatma Said Abdullah	Hand Physiotherapist, Khoula Hospital	Oman, UAE	22-9-2012 6-10-2012
77	Dr. Deepanandan L	Prof. Oral Maxillofacial Surgeon, Sri Ramakrishna Dental College & Hospital	Coimbatore, Tamil Nadu	8-10-2012 12-10-2012
78	Dr. Ganesh Sadashiv Chaudhari	Smt. N.H.L Municipal Medical College	Ahmedabad, Gujarat	8-10-2012 12-10-2012
79	Dr. Johann Jeevaratinam	Resident Plastic Surgeon, Salisbury Hospital	UK	8-10-2012 16-10-2012
80	Dr. Kavitha Priya	Plastic Surgery Resident, Coimbatore Medical College	Coimbatore, Tamil Nadu	15-10-2012 19-10-2012
81	Dr. Sanjay Soni	Plastic Surgeon, Soni Burns and Plastic Surgery Centre	Panipat Haryana	15-10-2012 20-10-2012
82	Dr. Kovarthini E	Plastic Surgery Resident, Coimbatore Medical College	Coimbatore, Tamil Nadu	29-10-2012 2-11-2012
83	Prof. Dr. Tajsic Nenad	University of Northern Norway Hospital	Norway	29-10-2012

84	Prof. Viven Lees	Plastic Surgeon, University Hospital of South Manchester	Manchester, UK	19-11-2012 20-11-2012
85	Dr Ashwin Pawade	Cardiothoracic Surgeon, University Hospital of South Manchester	Manchester, UK	19-11-2012 20-11-2012
86	Dr. Nikolaos Tsapralis	Burns and Paediatric Plastic Dept Christie Foundation Trust	Manchester, UK	19-11-2012 23-11-2012
87	Dr. Hien Pham	Burns and Paediatric Plastic Dept Christie Foundation Trust	Manchester, UK	19-11-2012 23-11-2012
88	Dr. Senthil Kumaran	Consultant Plastic Surgeon, MIOT Hospital	Chennai, Tamil Nadu	19-11-2012 27-11-2012
89	Mr. David Elliot	Consultant Plastic, Reconstructive, Hand & Wrist Surgeon St. Andrews Hand Centre	Chelmsford, UK	11-11-2012 29-11-2012
90	Dr. Philip Kuo-Tig Chen	Director Division of Craniofacial Surgery, Chang Gung Memorial Hospital,	Taiwan	9-12-2012
91	Dr. Nilesh Chaudhari	Orthopaedic Surgeon, The Kirklin Clinic	Birmingham, UK	10-12-2012 11-12-2012
92	Dr. Miguel Angel Rivera Mendoza	Plastic Surgeon Hospital Son Jose,	Bogota, Columbia	20-6-2012 15-12-2012
93	Dr. Nadar Pratap Chandran	Plastic Surgery Resident, Smt. S.C.L Municipal Hospital & N.H.L Medical College	Ahmedabad, Gujarat	03-12-2012 15-12-2012
94	Dr. Harsh B Amin	Plastic Surgeon, B. J Medical College	Ahmedabad, Gujarat	30-11-2012 15-12-2012
95	Dr. Partha Vaiude	Craniofacial Surgery Fellow	Liverpool, UK	15-12-2012
96	Dr. Selva Seetharaman	Plastic Surgeon SRM Institute of Medical Sciences	Chennai, Tamil Nadu	11-12-2012 20-12-2012
97	Dr. Miriam Byrne,	SpR in Plastic Surgery, Mater Microvascular Hospital	Dublin, Ireland	9-12-2012 18-12-2012
98	Dr. Harvinder Pal Singh	Orthopaedic Surgeon, Zimmer Passage to India Fellowship BOA - IOA	UK	17-12-2012 28-12-2012
99	Mr. Adam Sierkowski	SpR in Plastic Surgery, St Andrew's Centre, Bruce Bailey Traveling Fellow - 2012	Chelmsford, U.K	10-11-2012 29-12-2012
100	Dr. Binita Jena	Consultant Plastic Surgeon, Meenakshi Mission Hospital	Madurai, Tamil Nadu	24-12-2012 28-12-2012
101	Dr.Laxminarayan Bhandari P	Senior Resident, Dept. of Plastic Surgery Calicut Medical College	Calicut, Kerala	5-12-2012 29-12-2012
102	Dr. Pawan Kamalakar Rao Chumbale	Plastic Surgery Trainee Medical College	Kolkata	1-12-2012 31-12-2012
103	Dr. Shaffir Ahmed Warsi	Consultant Plastic Surgeon, Rajiv Gandhi Cancer Institute	New Delhi	23-7-2012 27-7-2012
104	Dr. Nandkishore Shamrao Laud	Orthopaedic Surgeon, Shushrusha Hospital	Mumbai, Maharastra	20-7-2012

Events

35th Annual Congress of Maxillofacial Surgeons of India



When Dr. George Paul from Salem took over as National President of the AOMSI and decided Coimbatore as venue for the National Congress, the choice of being the Organising Secretary fell on the able shoulders of Dr. Kannan Balaraman, Chief Maxillofacial Surgeon, Ganga Hospital. Dr. Vimala Ramani, Jr. Consultant – Maxillofacial Surgery was member of the Scientific Committee. They worked together and Ganga Hospital functioned as the secretariat for the 35th AOMSI.



46th Annual Conference of the Association of Plastic Surgeons of India



Dr Raja Sabapathy took over as the President of the Association of Plastic Surgeons of India from Dr Mukund Thatte for the year 2011. Three things that stand out of the Presidency are the creation of the National Plastic and Reconstructive Surgery Day, the APSICON 2011 itself and as the follow up of the congress the creation of the APSI Educational Foundation.



When Dr Raja Sabapathy took over the Presidency of the Association of Plastic Surgeons of India, the unit was excited because it gave us the opportunity to host the Annual Congress of the Association of Plastic Surgeons of India.

Ganga International Wrist Course



One of the new thrust areas of the department was the development of wrist surgery and we found that there was no better way to do it than to do a live demonstration workshop which will not only enthuse us but also benefit the Hand Surgeons throughout the country. We were fortunate to bring in Prof. Richard Gelberman and Prof. Martin Boyer from Washington University, St. Louis, USA, Prof. Andrew Weiland, Hospital for Special Surgery, New York and Mr. Jonathan Hobby from UK. The entire faculty experienced as they are in the art of wrist surgery, naturally enthralled the audience with their surgical performances and lectures.



Ganga Wrist Course
7th - 8th Jan, 2011

12th Triennial Congress of the International Federation of Societies for Surgery of the Hand and 9th Triennial Congress for International Federation of Societies for Hand Therapy



The dream to hold the International Hand Surgery and Hand Therapy Congress in India was nurtured ever since we attended the Vancouver Congress in 1997. The momentum was gradually built up and in 2006 the Indian Society for Surgery of the Hand appointed Dr. S. Raja Sabapathy as the Chairman of the Bid Committee to bid for the Congress. In 2007, at the Sydney Congress, India won the bid to host the 2013 IFSSH and IFSHT Congress. Then it was the long labour of six years which culminated in the "12th Triennial Congress of the International Federation of Societies for Surgery of the Hand and 9th Triennial Congress for International Federation of Societies for Hand Therapy" from 4th to 8th March at New Delhi". Dr. S. Raja Sabapathy was the Organising Chairman, Dr. Rakesh Khazanchi, the Organising Secretary and Dr. Santosh Rath was the Chairman - Scientific Committee of the Congress.



35th Annual Conference of the Association of Maxillofacial Surgeons of India (AOMSI)



Ganga Hospital was the conference secretariat of the 35th annual conference of the Association of Oral & Maxillofacial Surgeons of India (AOMSI) when it was held in Coimbatore in December 2010 (1st to 4th December). The conference was held for the first time in Coimbatore in CODISSIA. The chairman of the conference was Dr. George Paul, the then President of the AOMSI, Dr. Kannan Balaraman was the Organizing Secretary and Dr. Vimala Ramani was a member of the scientific committee. The theme of the conference was "Controversies in Maxillofacial Surgery". The conference was well appreciated by the delegates as well as the faculty for both the scientific content and general hospitality.

Inauguration

Dr. H. Adenwalla, the prominent cleft surgeon was the Chief Guest and he was accompanied by Dr. Kishore Nayak, the President Elect of the International Association of the Oral & Maxillofacial Surgeons as Guest of Honour. Dr S Raja Sabapathy gave a plenary talk on "Management of Polytrauma - The way we do it & Where does a Maxillofacial Surgeon fit in?"



Oration and Memorial Lectures

Ginwalla Oration
Topic : SWOT
Analysis - Dr.
Gunaseelan Rajan

**Dr. B Srinivasan
Memorial Lecture**
Topic : Vascular
Malformations -
Dr. Sanjeev Nair

Dr. Vanaja Memorial Lecture
Topic : Improving an imperfect
science - Strides to advance
oral cancer outcome.
- Dr. Moni Abraham Kuriakose



APSICON 2011

46th Annual Conference of the Association of Plastic Surgeons of India,
Coimbatore – Sept 7th to 11th, 2011.



Inauguration

The Congress was inaugurated by Mr. N Ram, Editor-in-Chief of The Hindu. Dr. Krishnaraj Vanavarayar (lighting the lamp) was the Guest of Honour.



Plastic Surgeon of the year

Prof. Sam C Bose, Madurai receiving the 'Plastic Surgeon of the Year' award from Mr. N Ram.



Sushruta Oration

Dr. Bob Acland, USA who delivered the Sushruta Oration on "Successes and Failures: A Pioneer's Perspective" receiving the Sushruta Oration Plaque from Dr. S Raja Sabapathy.



Operative Workshop

Each session began with a powerpoint presentation of the case followed by a live surgical demonstration of the procedure.



Cultural Programme

Nirupama Rajendra & Team enthralled the audience with the superb dance performance.



Banquet

Delegates enjoyed a Banquet Night which also served as a great networking evening.

Orations & Special Lectures

Gilles Oration

Topic: Ars longa, vita brevis, iudicium difficile
Prof. G Balakrishnan

Sushruta Oration

Topic: Successes and Failures: A Pioneer's Perspective
Dr. Bob Acland

Godrej Oration

Topic: The importance of achieving balance between wrist & fingers during reconstructive surgery for patients with nerve injury, rheumatoid arthritis and cerebral palsy.
Prof. Michael Tonkin

Murari Mukherjee Oration

Topic: The road less traveled
Dr. Mukunda Reddy

C Balakrishnan Lecture

Topic: Teaching of Dr C Balakrishnan. Is it significant in the present day?
Dr. S Baliarsing

Dr. A C Ganguli Lecture

Topic: Microsurgical free tissue transfers-Exploring boundaries
Dr. Gautam Biswas

Dr. S N Sharma Endowment Lecture

Topic: Symbiosis
Dr. R Jayakumar

RN Sharma Symposium

Topic: Fat Grafting
Convener: Dr. Lakshyajit D Dhami

APSICON 2011

Creation of National Plastic and Reconstructive Surgery Day – July 15



Members of the Association of Plastic Surgeons of India with Hon'ble Health Minister, Shri Ghulam Nabi Azad

(L-R) Dr. Rakesh Khazanchi, Hon'ble Health Minister Shri Ghulam Nabi Azad, Dr. S. Raja Sabapathy (President APSI), Dr. Atul Kumar Shah (Secretary APSI).



The executive committee of the APSI unanimously adopted the suggestion of the President Dr Raja Sabapathy, that we create a National Plastic and Reconstructive Surgery day. It was decided to celebrate the July 15th as the Plastic and Reconstructive Surgery day every year.

The goals were

- 1 Use the day as an opportunity to reach the masses where our services are needed.
- 2 Bring about more awareness about the scope of the speciality by conducting seminars, addressing local service clubs, writing articles in newspapers and initiation of new services.
- 3 Create opportunities and avenues for training of the next generation of Plastic Surgeons and take steps to attract talent into the speciality.

Dr Raja Sabapathy gave a call to all the Plastic Surgeons of the country to do a free surgery on July 15th and all the members actively responded.

The concept was also hailed as a good move to improve the doctor – community relationship.

APSICON 2011

Creation of APSI Educational Foundation

The APSICON 2011 made a record surplus of Rs.56, 10787 and this was given to the trust of the Association of Plastic Surgeons of India. With the concurrence of the executive committee, an APSI Educational Foundation was formed. The Objectives of the Foundation are

1. To help the members of the APSI to provide of highest standards of Plastic Surgical care as accepted by peers around the world.
2. To increase awareness of the scope of the speciality amongst the masses in the country.
3. To ensure the reach of Plastic Surgery to everyone who needs it at the time they need it.
4. To create thought leaders who will help to take the speciality into the future on a global level.

Dr. Raja Sabapathy was requested to be the chairman of the foundation with it having the following senior surgeons as members - Dr. Mukunda Reddy, Hyderabad, Dr. Mukund Thatte. Mumbai, Dr. Subramania Iyer, Kochi, Dr. Rakesh Khazanchi, New Delhi, Dr. Ramesh Sharma, Chandigargh, Dr Rajeev Ahuja, Managing Trustee of APSI Trust, President of APSI (Ex. Officio.)

Ganga International Wrist Course



An intensive course with live surgical demonstrations was conducted on 7th and 8th of January, 2011 by Prof. Gelberman, Prof. Boyer, Prof. Weiland and Mr. Hobby who are well known in the field of Wrist Surgery. The programme was a great success with over 200 registrations. The congress gave an impetus to the growth of Wrist Surgery in our hospital.



*Ganga Wrist Course
7th - 8th Jan, 2011*



*The faculty:
Prof. Weiland, Prof. Gelberman, Prof. Boyer & Mr. Hobby*



Lively Discussions



Faculty and the Delegates



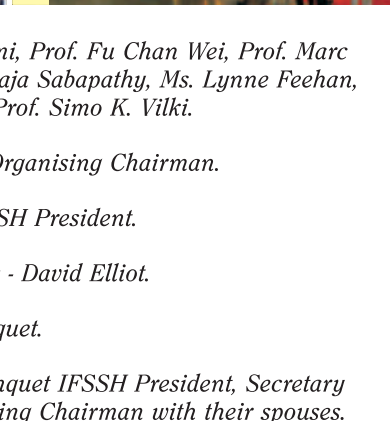
Live Surgical Demonstrations



A lighter moment in the Hospital canteen with South Indian dishes



1. Inaugural Ceremony.
2. Chin Mudra on the Lotus - the Logo of the Congress.
3. Pioneers recognized in the IFSSH 2013.
- 4, 5, 6. Cultural show during the Inaugural Ceremony.
7. Wayne Morrison delivering the Swanson Lecture.
8. IFSSH President congratulating the Indian Pioneer Dr. Palande.
9. Packed audience for the Inaugural ceremony.
10. Delegate viewing posters displayed.
11. Informal Networking.
12. Lynne Feehan - IFSSH President.
13. Welcome Reception Desk.
14. Swami Atmapriyananda delivering the President's Guest Lecture.
15. Reflections of the Legends - Session. (Standing from left to right) Prof. James Urbaniak,



- Prof. R. Venkataswami, Prof. Fu Chan Wei, Prof. Marc Garcia Elias, Dr. S Raja Sabapathy, Ms. Lynne Feehan, Ms. Evelyn Mackin, Prof. Simo K. Vilki.
16. S Raja Sabapathy - Organising Chairman.
 17. Ulrich Mennen - IFSSH President.
 18. Exciting Symposiums - David Elliot.
 19. Cultural during Banquet.
 20. The Top Table at Banquet IFSSH President, Secretary General and Organising Chairman with their spouses.



3



12th Triennial Congress of the IFSSH 9th Triennial Congress of the IFSHT

4th - 8th March, 2013
INDIA EXPO CENTRE
New Delhi


The Congress was a grand success with 1382 registered delegates (Surgeons, Therapists and Accompanying persons) from 56 countries.



7



8



10



11



15



16



18



19



20

On the sidelines of the Hand Surgery Congress

To create awareness of the Hand Surgery in the community, we conducted a competition for school children making them paint the hands they see. The competition titled 'Magic of Hands', was launched by UPA chairperson Mrs Sonia Gandhi and received 4850 entries in 3 weeks.

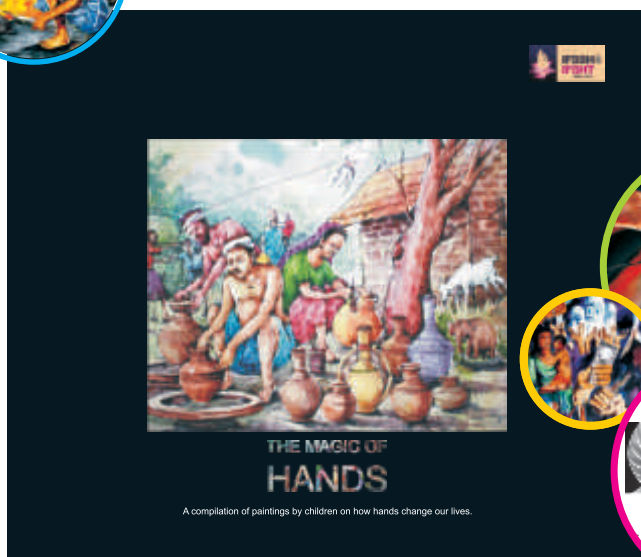
The top 50 paintings were awarded Rs 10000 each and the collection was made into a book. The schools to which the two joint first prize winners belonged were awarded Rs 2.5 lakhs each to set up a lab, library for the benefit of school children.



Mrs. Sonia Gandhi, UPA Chairperson, launching the 'Magic of Hands' competition for school children. Dr. S Raja Sabapathy, Chairman and Dr. Rakesh Khazanchi, Secretary of IFSSH - IFSHT 2013 are in the picture



THE MAGIC OF HANDS



A Coffee Table Book titled " **Magic of Hands**" was published with the top 50 prize winning paintings of the school children. It also contains interesting information about our hands. If you wish to own a copy of this interesting book, send in a mail expressing interest to rajahand@vsnl.com

*Winning Paintings
displayed during the
IFSSH-IFSHT 2013
Congress*



Joint First Prize Winners

Rural Scenario

A lump of clay in the potters hand
is tomorrow's earthenware

Master Midhun P.P.

Class IX, Azhikode High School
Kannur, Kerala.



Puppet Show Painting

Just like puppets in the hands of the
controller, the world too is a puppet
in the hands of common man.

From a soldier fighting at the
border to a mason laying a wall,
from a doctor performing a surgery to a
gold smith making jewellery.

All put their greatest tool, their hands to
use. Just like the magician who astonishes
us with a wave of his wand,
we too amaze the world with the
power of our hands.

Miss. Rupali Goel

Class IX
Vishwa Bharati Public School
Noida, Uttar Pradesh



Visit to Azhikode High School

Dr. S Raja Sabapathy visited the Azhikode High School, Kannur, Kerala to present the award on behalf of Indian Society of Surgery of the Hand. He addressed a gathering of 2000 students and spoke about 'the architectural marvel – the human hand'. The school has proposed to built an art room and library with the funds provided.



On to the Stage



*The winning painting formed the backdrop of the stage.
The local Zilla Panchayat Chairperson Mrs. Sarala unveiled the painting*



Dr. S Raja Sabapathy presenting the cash prize to the School Headmaster Mr. KV Chandran. The student Midhun is in the picture



After the talk with the students

Publication of a special issue of the Journal-Injury

Another notable event of the congress was the publication of the special issue on "Recent Advances in Trauma and Reconstructive Surgery of the Upper Extremity" in the journal 'Injury'. Dr S Raja Sabapathy and Dr P Soucacos, past President of the World Society for Reconstructive Surgery served as the Guest Editors of the issue. It contained 24 articles by surgeons and therapists on various aspects of Hand injury management.

A copy of the issue was provided to every registered delegate of the congress.



The Feedback

You are to be congratulated on the overall successfulness of the Congress both from the scientific and social aspects. Muff and I really enjoyed the comfort of the Jaypee Greens Resort and our tours to Old Delhi, Agra and the Taj Mahal. Most of all we appreciated the opportunity to be with so many friends from India and from around the globe. We do appreciate your years of dedicated work to have made the Congress as a special adventure for the attendees; an accomplishment you can savor for the rest of your life.

James R. Urbaniak, USA.

Congratulate on your organizing such a great meeting, which is a huge success! I know everybody enjoyed the sessions and I actually saw more people in the early morning sessions than in most other congresses! Your team and staffs are excellent and kind, and I totally enjoyed. My colleagues from China have all enjoyed this congress!

Jin Bo Tang, China

On behalf of the Austrian Society for Surgery of the Hand I cordially would like to take the opportunity to congratulate you for the excellent organization of the 12th IFSSH&IFSHT-Congress in Delhi. It was a distinguished Congress with plenty of scientific exchange.

Dr. Martin Leixnering, Austria

As the serving IFSSH President at the 12th IFSSH Congress in Delhi, I speak on behalf of the Exco Members, as well as all the Delegates from all over the world. For over 6 years of your lives, both of you have given extraordinary effort, energy and commitment to plan, execute and manage a most eventful IFSSH Congress. (We also humbly recognise, with deep appreciation, the prayers and devotion which you have offered to ensure a successful Meeting.) Your enthusiasm to host this "once in a lifetime" prestigious event, will of course go down and be recorded as a most memorable Congress by many hundreds of fellow Hand Surgeons and Hand Therapists from our international "Hand Family". We all have experienced your hospitality as warm and welcoming. We felt "at home", and enjoyed the unique Indian culture. In fact, many of us have extended our visit to India to see, learn and understand more of this incredible land, India! Namaste!

Ulrich Mennen, South Africa

The meeting was fantastic, a great success. Your hospitality was something that I will always remember.

Marko Bumbasirevic, Serbia

You have completed a very successful congress both in scientific and social aspects. All the complex organization; tours, dinners, shuttle organizations, accommodation were perfect. Thank you for all, that was 'Incredible India' as you have said.

Ahmet Fahir Demirkan, Turkey

Congratulations. The congress was expertly organised and managed, the mix of seminars and invited speakers with the free paper presentations was of a very high educational standard and the social events which you arranged will live long in our memory. Was pleased for you that the whole congress was such a great success. So much thought and energy, preparation and planning and it is over in a few days, but worth every minute of it. A great achievement.

Roland Hicks, Australia

I just want to tell you that you and your team have done a wonderful job of organizing and running this conference. From every point of view this is probably the best conference I have attended.

Dinkar & Smita Palande, India

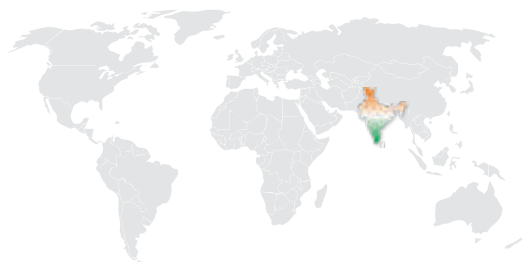
Thank you for the wonderful congress in India, it was a great success thanks to your excellent team and lots of planning and hard work. I have only heard good things about the congress. I thoroughly enjoyed it and my travels in India after the congress.

Sarah G. Ewald, Switzerland


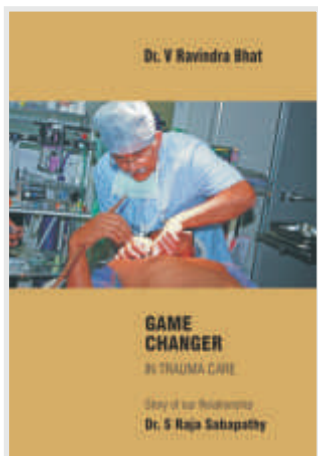

On behalf of all members of the Egyptian Society for Surgery of the Hand and Microsurgery; I would like to thank you for all the effort that you, and your colleagues, have done to make the IFSSH meeting in New Delhi such a success.

Mohammed M. El-Mahy, Egypt

We are happy and proud that we played a part in putting India in the Hand Surgery Map of the World.



Dr. Bhat we miss you...



Dr. V Ravindra Bhat

1963 - 2012

Chief Anaesthesiologist (1993 - 2012), Ganga Hospital

A booklet on Dr Bhat's journey in Ganga Hospital was authored by Dr S Raja Sabapathy with the title 'Dr V Ravindra Bhat – Game Changer in Trauma Care'. Read it online at www.gangahospital.com For copies please write to rajahand@vsnl.com



You will always continue to inspire us



Our Vision

To showcase to the world the best in patient care, surgical expertise, academics, medical ethics and state of the art technology.

To be a centre which will be a pride of our country

Our Mission

To provide quality treatment at an affordable cost so that the expertise will be available to every citizen of our country.



*Strengthened by Skills
Powered by Team Work
Driven by Values...*

Contributing to Nation Building

by changing lives...

one patient at a time



Ganga Medical Centre and Hospitals (P) Ltd.

Shanmuganathan Kanakavalli Speciality Centre for Trauma,
Orthopaedics, Plastic Surgery, Hand and Reconstructive Microsurgery

313, Mettupalayam Road, Coimbatore - 641 043, India.

Ph : 91 422 2485000 Fax : 91 422 2436444

Email : srs@gangahospital.com

www.gangahospital.com